



**Studying craft 2:**  
update on trends in craft  
education and training  
Data workbook 2



## Studying craft 2: Update on trends in craft education and training

### Data Workbook 2

November 2014

This data workbook provides detailed evidence to accompany the report *Studying craft 2: Trends in education and training*

<i>Sheet</i>	<i>Contents</i>	<i>Page</i>
<a href="#">S1</a>	HE provision	4
<a href="#">S2</a>	KS4 provision	12
<a href="#">S3</a>	KS5 provision	16
<a href="#">S4</a>	Adult general FE provision	24
<a href="#">S5</a>	Adult employer-related FE provision	31
<a href="#">S6</a>	Community Learning provision	37
<a href="#">S7</a>	HE in FE provision	44
<a href="#">S8</a>	Key Stage 4 participation	46
<a href="#">S9</a>	Participation in school sixth forms	47
<a href="#">S10</a>	Participation in 16-18 FE	49
<a href="#">S11</a>	Participation in Apprenticeships	53
<a href="#">S12</a>	Adult participation in general FE	54
<a href="#">S13</a>	Adult participation in employer-related FE	57
<a href="#">S14</a>	Undergraduate HE participation	59
<a href="#">S15</a>	Postgraduate HE participation	61
<a href="#">S16</a>	Participation in Community Learning	63

### *Sources*

Department for Education, National Pupil Database  
Skills Funding Agency, Learning Aim Reference Application / Learning Aim Database  
Skills Funding Agency, Individualised Learner Record 2007/08-2010/11  
Skills Funding Agency, Single Individualised Learner Record 2011/12-2012/13  
UCAS, bespoke data extract  
HESA, Student Record 2007/08-2012/13

### *Suppression*

Data is suppressed and/or rounded in line with data suppliers' rules.  
Learner numbers are rounded to the nearest ten. Provision data is unrounded.  
~ indicates that learner numbers are suppressed to protect confidentiality.

*For more information, please contact:*

---

Julia Bennett  
Head of Research and Policy  
T: 020 7806 2501  
E: [j\\_bennett@craftscouncil.org.uk](mailto:j_bennett@craftscouncil.org.uk)

Andrew Rowell  
Senior Research Analyst  
T: 0191 279 0903  
E: [andrew.rowell@tbr.co.uk](mailto:andrew.rowell@tbr.co.uk)

Fiona Tuck  
Head of Research  
T: 0191 279 0905  
E: [fiona.tuck@tbr.co.uk](mailto:fiona.tuck@tbr.co.uk)

## HE provision

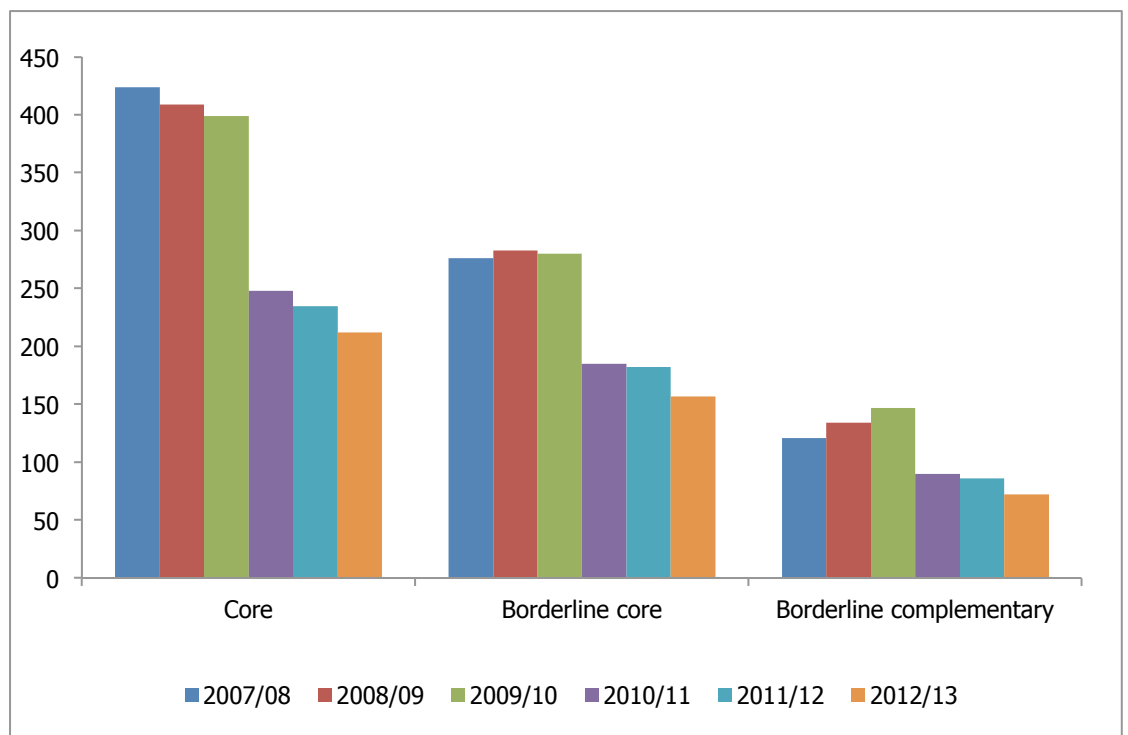
Source: UCAS

### Craft courses

	2007/08	2008/09	2009/10	2010/11	2011/12	2012/13
All craft courses	821	826	826	523	503	441

### Craft courses by category

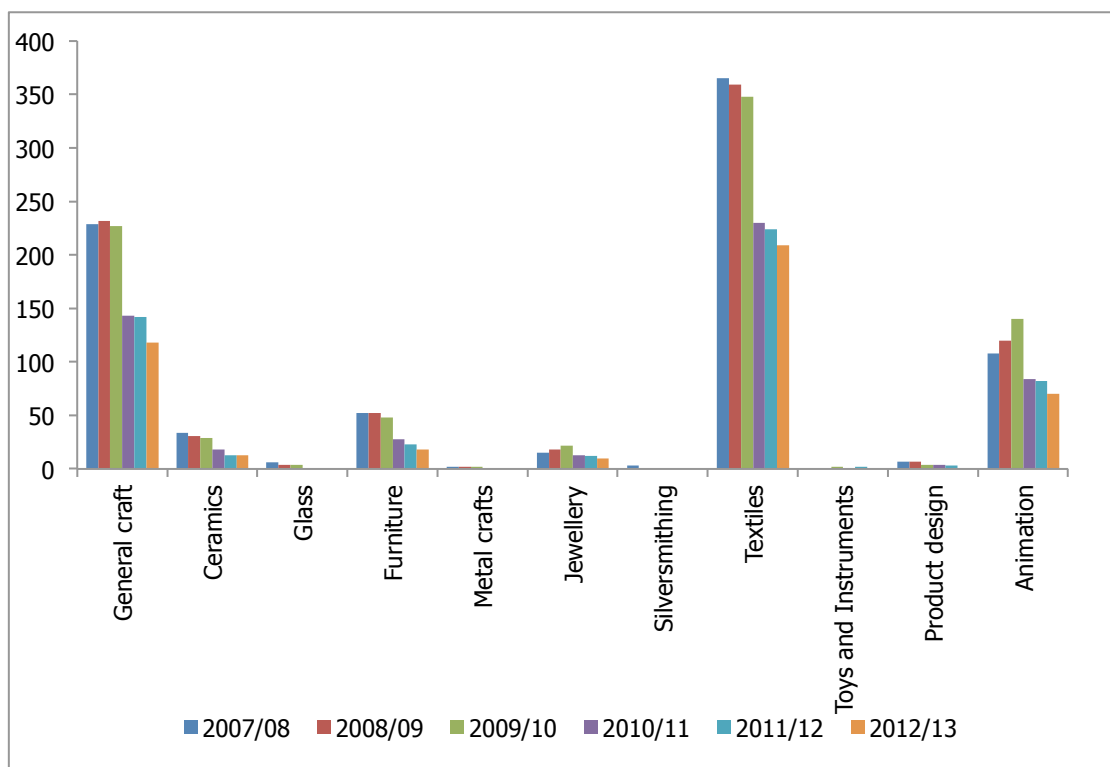
	2007/08	2008/09	2009/10	2010/11	2011/12	2012/13
Core	424	409	399	248	235	212
Borderline core	276	283	280	185	182	157
Borderline complementary	121	134	147	90	86	72
All craft courses	821	826	826	523	503	441



### Craft courses by discipline

	2007/08	2008/09	2009/10	2010/11	2011/12	2012/13
General craft	229	232	227	143	142	118
Ceramics	34	31	29	18	13	13
Glass	6	4	4	1	1	1
Furniture	52	52	48	28	23	18
Metal crafts	2	2	2	1	1	1

Jewellery	15	18	22	13	12	10
Silversmithing	3	1				
Textiles	365	359	348	230	224	209
Toys and Instruments			2	1	2	
Product design	7	7	4	4	3	1
Animation	108	120	140	84	82	70
All craft aims	821	826	826	523	503	441



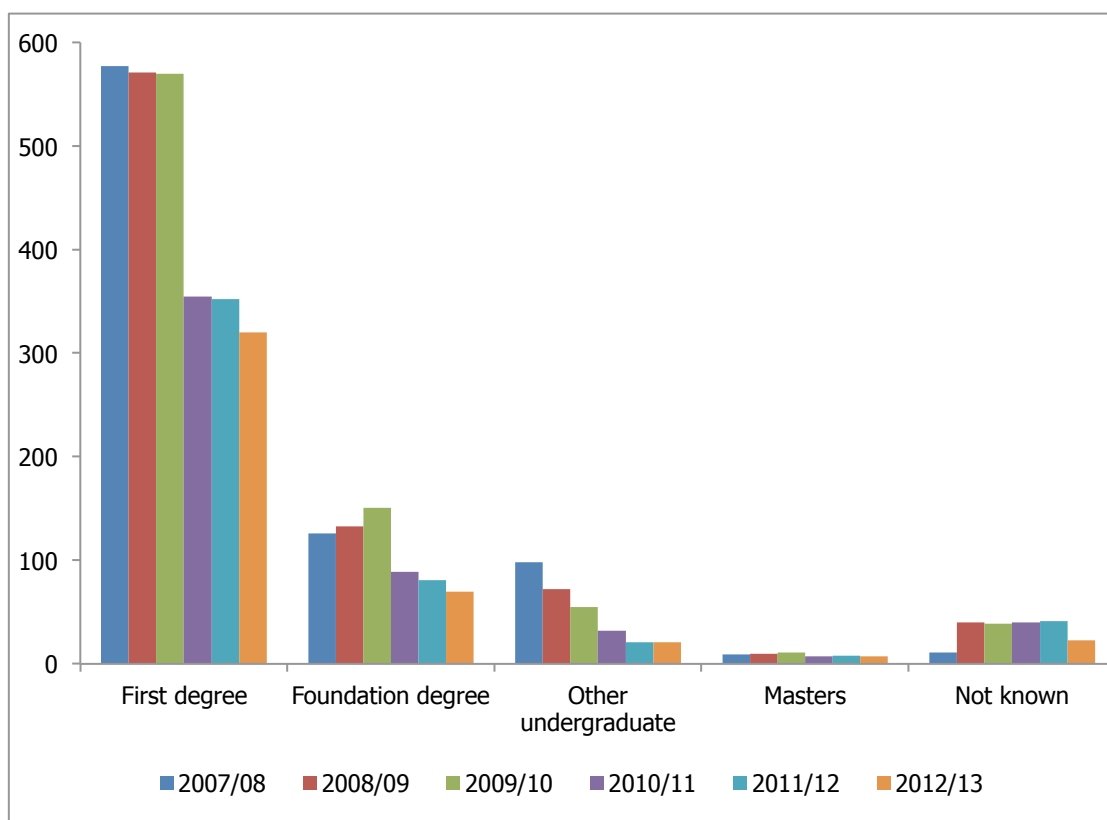
### Craft courses by category and discipline

Category	Discipline	2007/08	2008/09	2009/10	2010/11	2011/12	2012/13
Core	Craft	126	117	119	66	69	64
	Ceramics	34	31	29	18	13	13
	Glass	6	4	4	1	1	1
	Furniture	8	9	9	7	5	4
	Jewellery	12	14	18	11	10	9
	Silversmithing	3	1				1
	Metal crafts	2	2	2	1	1	
	Textiles	233	231	218	144	136	120
	<b>Core Total</b>		<b>424</b>	<b>409</b>	<b>399</b>	<b>248</b>	<b>235</b>
Borderline core	Craft	99	109	104	75	72	54
	Furniture	39	40	37	19	16	13
	Jewellery	3	4	4	2	2	1
	Textiles	129	124	128	85	87	88
	Toys and Instruments			2	1	2	
	Product design	4	4	3	2	2	
	Animation	2	2	2	1	1	1
<b>Borderline core Total</b>		<b>276</b>	<b>283</b>	<b>280</b>	<b>185</b>	<b>182</b>	<b>157</b>

Borderline complementary	Craft	4	6	4	2	1	
	Furniture	5	3	2	2	2	1
	Textiles	3	4	2	1	1	1
	Product design	3	3	1	2	1	1
	Animation	106	118	138	83	81	69
<b>Borderline complementary Total</b>		<b>121</b>	<b>134</b>	<b>147</b>	<b>90</b>	<b>86</b>	<b>72</b>
<b>All craft courses</b>		<b>821</b>	<b>826</b>	<b>826</b>	<b>523</b>	<b>503</b>	<b>441</b>

### Craft courses by degree type

	2007/08	2008/09	2009/10	2010/11	2011/12	2012/13
First degree	577	571	570	355	352	320
Foundation degree	126	133	151	89	81	70
Other undergraduate	98	72	55	32	21	21
Masters	9	10	11	7	8	7
Not known	11	40	39	40	41	23
<b>All craft aims</b>	<b>821</b>	<b>826</b>	<b>826</b>	<b>523</b>	<b>503</b>	<b>441</b>



Category	Degree type	2007/08	2008/09	2009/10	2010/11	2011/12	2012/13
Core	First degree	294	288	280	171	173	156
	Foundation degree	63	68	77	48	44	38
	Other undergraduate	57	41	33	24	13	14
	Masters	5	4	4	2	3	3
	Not known	5	8	5	3	2	1
<b>Core Total</b>		<b>424</b>	<b>409</b>	<b>399</b>	<b>248</b>	<b>235</b>	<b>212</b>
Borderline core	First degree	192	179	171	111	110	104
	Foundation degree	44	46	53	28	25	24

	Other undergraduate	33	25	17	6	6	5
	Masters	4	6	7	4	4	2
	Not known	3	27	32	36	37	22
<b>Borderline core Total</b>		<b>276</b>	<b>283</b>	<b>280</b>	<b>185</b>	<b>182</b>	<b>157</b>
Borderline	First degree	91	104	119	73	69	60
complementary	Foundation degree	19	19	21	13	12	8
	Other undergraduate	8	6	5	2	2	2
	Masters				1	1	2
	Not known	3	5	2	1	2	
<b>Borderline complementary Total</b>		<b>121</b>	<b>134</b>	<b>147</b>	<b>90</b>	<b>86</b>	<b>72</b>

<b>Discipline</b>	<b>Degree type</b>	<b>2007/08</b>	<b>2008/09</b>	<b>2009/10</b>	<b>2010/11</b>	<b>2011/12</b>	<b>2012/13</b>
Animation	First degree	84	96	114	69	67	59
	Foundation degree	15	15	20	12	11	7
	Other undergraduate	8	6	5	2	2	2
	Masters				1	1	2
	Not known	1	3	1		1	
<b>Animation Total</b>		<b>108</b>	<b>120</b>	<b>140</b>	<b>84</b>	<b>82</b>	<b>70</b>
Ceramics	First degree	27	24	25	12	9	10
	Foundation degree	3	4	4	4	4	3
	Other undergraduate	4	3		2		
	Masters						
	Not known						
<b>Ceramics Total</b>		<b>34</b>	<b>31</b>	<b>29</b>	<b>18</b>	<b>13</b>	<b>13</b>
Craft	First degree	151	145	137	79	79	71
	Foundation degree	34	34	40	21	20	19
	Group1	39	24	17	7	5	4
	Masters	4	4	4	3	3	2
	Not known	1	25	29	33	35	22
<b>Craft Total</b>		<b>229</b>	<b>232</b>	<b>227</b>	<b>143</b>	<b>142</b>	<b>118</b>
Furniture	First degree	28	30	28	14	13	12
	Foundation degree	14	13	12	8	5	4
	Group1	4	2	2	1	1	1
	Masters	2	2	2	1	1	1
	Not known	4	5	4	4	3	
<b>Furniture Total</b>		<b>52</b>	<b>52</b>	<b>48</b>	<b>28</b>	<b>23</b>	<b>18</b>
Glass	First degree	6	4	4	1	1	1
	Foundation degree						
	Other undergraduate						
	Masters						
	Not known						
<b>Glass Total</b>		<b>6</b>	<b>4</b>	<b>4</b>	<b>1</b>	<b>1</b>	<b>1</b>
Jewellery	First degree	9	11	13	9	10	9
	Foundation degree	4	6	8	4	2	1
	Other undergraduate	2	1	1			
	Masters						
	Not known						
<b>Jewellery Total</b>		<b>15</b>	<b>18</b>	<b>22</b>	<b>13</b>	<b>12</b>	<b>10</b>
Metal crafts	First degree	2	2	2	1	1	1
	Foundation degree						

	Other undergraduate						
	Masters						
	Not known						
<b>Metal crafts Total</b>		<b>2</b>	<b>2</b>	<b>2</b>	<b>1</b>	<b>1</b>	<b>1</b>
Product design	First degree	7	7	4	4	3	1
	Foundation degree						
	Other undergraduate						
	Masters						
	Not known						
<b>Product design Total</b>		<b>7</b>	<b>7</b>	<b>4</b>	<b>4</b>	<b>3</b>	<b>1</b>
Silversmithing	First degree	3	1				
	Foundation degree						
	Other undergraduate						
	Masters						
	Not known						
<b>Silversmithing Total</b>		<b>3</b>	<b>1</b>				
Textiles	First degree	260	251	242	165	168	156
	Foundation degree	56	61	67	40	39	36
	Other undergraduate	41	36	30	20	13	14
	Masters	3	4	4	2	2	2
	Not known	5	7	5	3	2	1
<b>Textiles Total</b>		<b>365</b>	<b>359</b>	<b>348</b>	<b>230</b>	<b>224</b>	<b>209</b>
Toys and Instruments	First degree			1	1	1	
	Foundation degree						
	Other undergraduate						
	Masters			1		1	
	Not known						
<b>Toys and Instruments Total</b>				<b>2</b>	<b>1</b>	<b>2</b>	

### *Craft courses by region*

	<b>2007/08</b>	<b>2008/09</b>	<b>2009/10</b>	<b>2010/11</b>	<b>2011/12</b>	<b>2012/13</b>
East Midlands	75	70	59	34	33	35
Eastern	55	54	50	31	29	27
Greater London	141	130	127	88	84	71
North East	25	27	34	20	16	12
North West	89	81	78	46	40	35
South East	97	123	123	87	85	67
South West	91	96	99	67	69	63
West Midlands	106	99	105	55	53	45
Yorks & The Humber	70	76	82	49	45	39
<b>All craft courses</b>	<b>749</b>	<b>756</b>	<b>757</b>	<b>477</b>	<b>454</b>	<b>394</b>

<b>Discipline</b>	<b>Institution region</b>	<b>2007/08</b>	<b>2008/09</b>	<b>2009/10</b>	<b>2010/11</b>	<b>2011/12</b>	<b>2012/13</b>
Animation	East Midlands	4	4	5	3	3	6
	Eastern	5	8	6	3	3	3
	Greater London	14	16	22	13	16	13
	North East	5	5	6	4	4	2



	North West	16	19	23	14	11	11
	South East	14	16	16	8	8	5
	South West	11	11	14	7	7	5
	West Midlands	12	19	23	14	14	11
	Yorks & The Humber	4	4	7	7	6	5
<b>Animation Total</b>		<b>85</b>	<b>102</b>	<b>122</b>	<b>73</b>	<b>72</b>	<b>61</b>
Ceramics	East Midlands	1					
	Greater London	7	6	6	1	1	1
	North West	4	4	4	2		
	South East	3	3	2	1	1	1
	South West	6	5	4	7	7	7
	West Midlands	5	4	5	1	1	1
	Yorks & The Humber				1	1	1
<b>Ceramics Total</b>		<b>26</b>	<b>22</b>	<b>21</b>	<b>13</b>	<b>11</b>	<b>11</b>
Craft	East Midlands	22	16	9	6	4	3
	Eastern	22	20	20	10	9	8
	Greater London	33	27	23	12	10	7
	North East	11	13	17	10	8	8
	North West	16	14	9	4	6	6
	South East	34	58	59	50	50	35
	South West	27	25	30	19	23	24
	West Midlands	32	24	23	12	11	8
	Yorks & The Humber	23	23	25	12	11	9
<b>Craft Total</b>		<b>220</b>	<b>220</b>	<b>215</b>	<b>135</b>	<b>132</b>	<b>108</b>
Furniture	East Midlands	11	8	8	4	3	3
	Eastern	2					
	Greater London	12	13	12	8	6	2
	North East	3	3	2	1	1	
	North West	3	3	3	2	1	1
	South East	6	7	7	4	4	4
	South West	3	3	3	2	2	1
	West Midlands	3	3	1			
	Yorks & The Humber	6	8	9	5	4	4
<b>Furniture Total</b>		<b>49</b>	<b>48</b>	<b>45</b>	<b>26</b>	<b>21</b>	<b>15</b>
Glass	South East	2	2	2	1	1	1
	West Midlands	2	2	2			
<b>Glass Total</b>		<b>4</b>	<b>4</b>	<b>4</b>	<b>1</b>	<b>1</b>	<b>1</b>
Jewellery	East Midlands				1	1	1
	Greater London	7	9	9	6	6	3
	North East			2	1		
	North West	2	4	4	2	1	1
	South East	4	5	5	2	1	1
	West Midlands			2	1	2	3
	Yorks & The Humber	1					
<b>Jewellery Total</b>		<b>14</b>	<b>18</b>	<b>22</b>	<b>13</b>	<b>11</b>	<b>9</b>
Metal crafts	West Midlands	2	2	2	1	1	1
<b>Metal crafts Total</b>		<b>2</b>	<b>2</b>	<b>2</b>	<b>1</b>	<b>1</b>	<b>1</b>
Product design	South West	3	3	3	2	2	1
	West Midlands	2	2	1	1	1	
	Yorks & The Humber	2	2		1		
<b>Product design Total</b>		<b>7</b>	<b>7</b>	<b>4</b>	<b>4</b>	<b>3</b>	<b>1</b>
Silversmithing	Greater London	2					

<b>Silversmithing Total</b>		<b>2</b>					
Textiles	East Midlands	37	42	37	20	22	22
	Eastern	26	26	24	18	17	16
	Greater London	66	59	55	48	45	45
	North East	6	6	7	4	3	2
	North West	48	37	35	22	21	16
	South East	34	32	32	21	20	20
	South West	41	49	45	30	28	25
	West Midlands	48	43	44	24	21	21
	Yorks & The Humber	34	39	41	23	23	20
<b>Textiles Total</b>		<b>340</b>	<b>333</b>	<b>320</b>	<b>210</b>	<b>200</b>	<b>187</b>
Toys and Instruments	West Midlands			2	1	2	
<b>Toys and Instruments Total</b>				<b>2</b>	<b>1</b>	<b>2</b>	

<b>Institution region</b>	<b>Discipline</b>	<b>2007/08</b>	<b>2008/09</b>	<b>2009/10</b>	<b>2010/11</b>	<b>2011/12</b>	<b>2012/13</b>
East Midlands	Craft	21	16	9	6	4	3
	Ceramics	1					
	Furniture	11	8	8	4	3	3
	Jewellery				1	1	1
	Jewellery and Silversmithing	1					
	Textiles	37	42	37	20	22	22
	Animation	4	4	5	3	3	6
<b>East Midlands Total</b>		<b>75</b>	<b>70</b>	<b>59</b>	<b>34</b>	<b>33</b>	<b>35</b>
Eastern	Craft	22	20	20	10	9	8
	Furniture	2					
	Textiles	26	26	24	18	17	16
	Animation	5	8	6	3	3	3
<b>Eastern Total</b>		<b>55</b>	<b>54</b>	<b>50</b>	<b>31</b>	<b>29</b>	<b>27</b>
Greater London	Craft	26	21	17	9	7	7
	Ceramics	7	6	6	1	1	1
	Furniture	12	13	12	8	6	2
	Jewellery	8	11	11	7	7	3
	Silversmithing	2					
	Jewellery and Silversmithing	6	4	4	2	2	
	Textiles	66	59	55	48	45	45
	Animation	14	16	22	13	16	13
<b>Greater London Total</b>		<b>141</b>	<b>130</b>	<b>127</b>	<b>88</b>	<b>84</b>	<b>71</b>
North East	Craft	9	11	14	8	7	8
	Ceramics and Glass	2	2	2	1	1	
	Furniture	3	3	2	1	1	
	Jewellery			2	1		
	Jewellery and Silversmithing			1	1		
	Textiles	6	6	7	4	3	2
	Animation	5	5	6	4	4	2
<b>North East Total</b>		<b>25</b>	<b>27</b>	<b>34</b>	<b>20</b>	<b>16</b>	<b>12</b>
North West	Craft	16	14	9	4	6	6
	Ceramics	4	4	4	2		
	Furniture	3	3	3	2	1	1
	Jewellery	2	4	4	2	1	1
	Textiles	48	37	35	22	21	16

	Animation	16	19	23	14	11	11
North West	Total	89	81	78	46	40	35
South East	Craft	25	50	51	46	48	35
	Ceramics	3	3	2	1	1	1
	Glass	2	2	2	1	1	1
	Ceramics and Glass	3	2	2	1		
	Furniture	6	7	7	4	4	4
	Jewellery	4	5	5	2	1	1
	Metal crafts	6	6	6	3	2	
	Textiles	34	32	32	21	20	20
	Animation	14	16	16	8	8	5
South East	Total	97	123	123	87	85	67
South West	Craft	25	23	27	18	19	24
	Ceramics	6	5	4	7	7	7
	Furniture	3	3	3	2	2	1
	Jewellery and Silversmithing	2	2	3	1	4	
	Product design	3	3	3	2	2	1
	Textiles	41	49	45	30	28	25
	Animation	11	11	14	7	7	5
South West	Total	91	96	99	67	69	63
West Midlands	Craft	28	19	18	9	8	8
	Ceramics	5	4	5	1	1	1
	Glass	2	2	2			
	Furniture	3	3	1			
	Jewellery			2	1	2	3
	Jewellery and Silversmithing	4	5	5	3	3	
	Metal crafts	2	2	2	1	1	1
	Product design	2	2	1	1	1	
	Textiles	48	43	44	24	21	21
	Toys and Instruments			2	1	2	
	Animation	12	19	23	14	14	11
West Midlands	Total	106	99	105	55	53	45
Yorks & The Humber	Craft	19	19	21	10	9	9
	Ceramics				1	1	1
	Furniture	6	8	9	5	4	4
	Jewellery	1					
	Metal crafts	4	4	4	2	2	
	Product design	2	2		1		
	Textiles	34	39	41	23	23	20
	Animation	4	4	7	7	6	5
Yorks & The Humber	Total	70	76	82	49	45	39

## Key Stage 4 provision

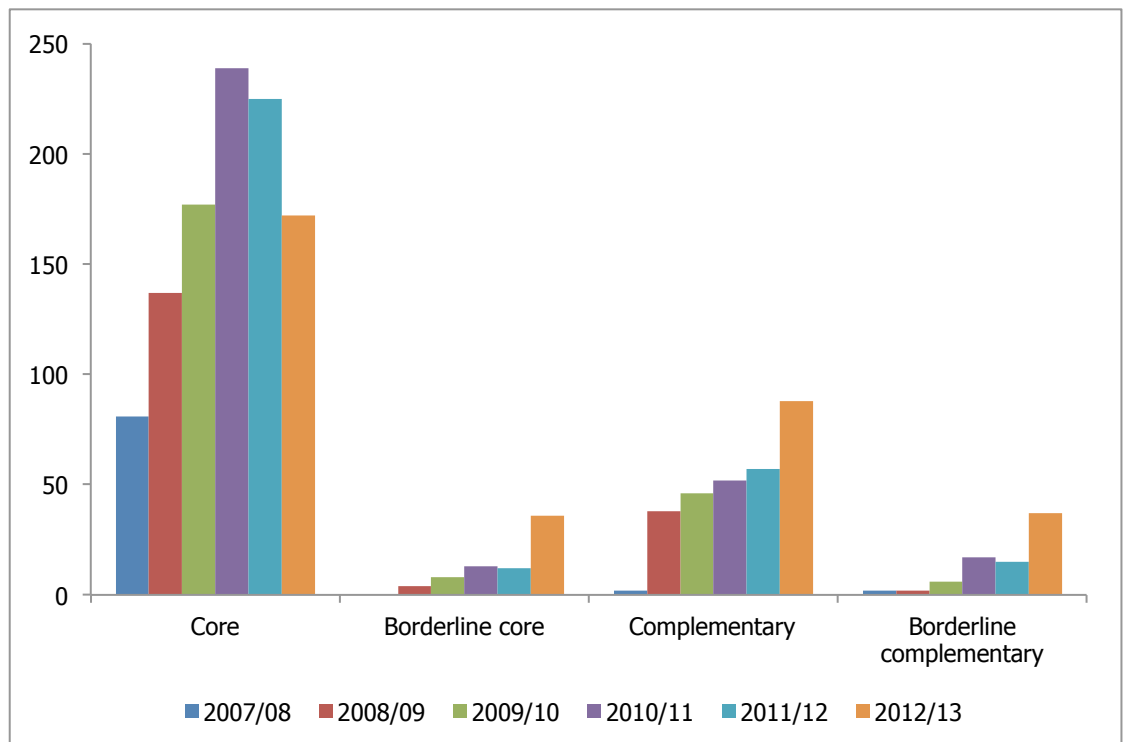
Source: Skills Funding Agency, Learning Aims Reference Application / Learning Aims Database

### Craft courses

	2007/08	2008/09	2009/10	2010/11	2011/12	2012/13
All craft courses	85	181	237	321	309	333
All courses	3,812	4,657	4,876	6,642	7,462	8,650

### Craft courses by category

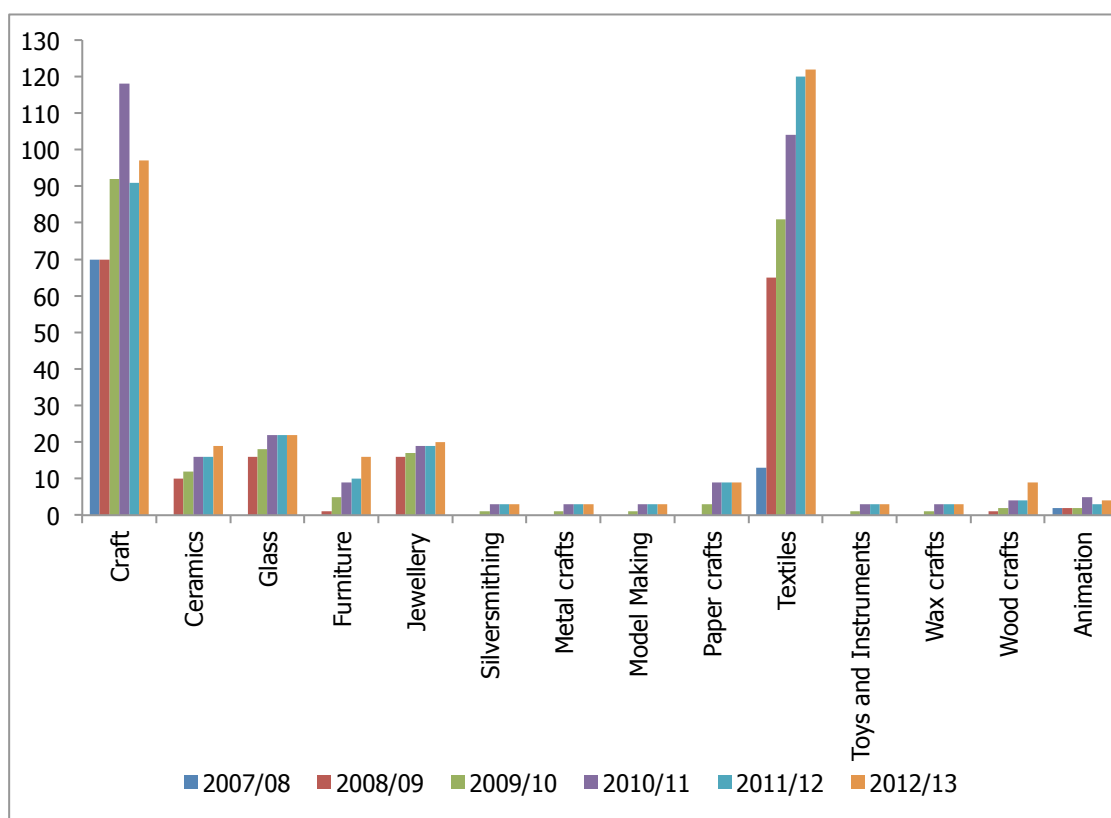
	2007/08	2008/09	2009/10	2010/11	2011/12	2012/13
Core	81	137	177	239	225	172
Borderline core		4	8	13	12	36
Complementary	2	38	46	52	57	88
Borderline complementary	2	2	6	17	15	37
All craft courses	85	181	237	321	309	333



### Craft courses by discipline

	2007/08	2008/09	2009/10	2010/11	2011/12	2012/13
Craft	70	70	92	118	91	97
Ceramics		10	12	16	16	19
Glass		16	18	22	22	22

Furniture		1	5	9	10	16
Jewellery		16	17	19	19	20
Silversmithing			1	3	3	3
Metal crafts			1	3	3	3
Model Making			1	3	3	3
Paper crafts			3	9	9	9
Textiles	13	65	81	104	120	122
Toys and Instruments			1	3	3	3
Wax crafts			1	3	3	3
Wood crafts		1	2	4	4	9
Animation	2	2	2	5	3	4
<b>All craft courses</b>	<b>85</b>	<b>181</b>	<b>237</b>	<b>321</b>	<b>309</b>	<b>333</b>



### Craft courses by category and discipline

Category	Discipline	2007/08	2008/09	2009/10	2010/11	2011/12	2012/13
Core	Craft	70	67	83	100	76	65
	Ceramics		9	11	15	15	18
	Glass		13	15	19	19	19
	Furniture			1	3	4	1
	Jewellery			1	3	3	3
	Silversmithing			1	3	3	3
	Metal crafts			1	3	3	3
	Model Making			1	3	3	3
	Textiles	11	48	60	81	90	46
	Toys and Instruments			1	3	3	3

	Wax crafts			1	3	3	3
	Wood crafts			1	3	3	5
<b>Core Total</b>		81	137	177	239	225	172
Borderline core	Craft			4	9	6	23
	Furniture						5
	Textiles		4	4	4	6	8
<b>Borderline core Total</b>			4	8	13	12	36
Complementary	Craft		3	4	6	6	
	Ceramics		1	1	1	1	1
	Glass		3	3	3	3	3
	Furniture		1	4	6	6	9
	Jewellery		16	16	16	16	17
	Textiles	2	13	17	19	24	55
	Wood crafts		1	1	1	1	3
<b>Complementary Total</b>		2	38	46	52	57	88
Borderline complementary	Craft			1	3	3	9
	Furniture						1
	Paper crafts			3	9	9	9
	Textiles						13
	Wood crafts						1
	Animation	2	2	2	5	3	4
<b>Borderline complementary Total</b>		2	2	6	17	15	37

### Craft courses by level

	2007/08	2008/09	2009/10	2010/11	2011/12	2012/13
Entry Level & Level 1	20	58	97	105	115	121
Level 2	30	92	107	153	141	152
Level 3	35	31	33	63	53	60
<b>All craft courses</b>	<b>85</b>	<b>181</b>	<b>237</b>	<b>321</b>	<b>309</b>	<b>333</b>

### Craft GCSEs

	2007/08	2008/09	2009/10	2010/11	2011/12	2012/13
GCSE	5	5	14	18	10	13
GCSEs in Vocational Subjects	4	4	4	4		
Short Course GCSE	5	5	8	8	3	3
<b>All craft GCSEs</b>	<b>14</b>	<b>14</b>	<b>26</b>	<b>30</b>	<b>13</b>	<b>16</b>

GCSE type	Course title	2007/08	2008/09	2009/10	2010/11	2011/12	2012/13
GCSE	GCSE Design and Technology	4					
	GCSE in Design and Technology	1	5	6	6	1	1
	GCSE in Design and Technology (Graphic Products)				1		1
	GCSE in Design and Technology (Product Design)				1	1	1
	GCSE in Design and Technology (Resistant Materials Technology)				1	1	1
	GCSE in Design and Technology (Textiles Technology)				1	1	1

	GCSE in Design and Technology: Graphic Products	2	2		2
	GCSE in Design and Technology: Product Design	2	2	2	2
	GCSE in Design and Technology: Resistant Materials Technology	2	2	2	2
	GCSE in Design and Technology: Textiles Technology	2	2	2	2
<b>GCSE Total</b>		<b>5</b>	<b>5</b>	<b>14</b>	<b>18</b>
GCSEs in Vocational Subjects	GCSE Applied Art and Design (Double Award)	4	4	4	4
<b>GCSEs in Vocational Subjects Total</b>		<b>4</b>	<b>4</b>	<b>4</b>	<b>4</b>
Short Course GCSE	GCSE (Short Course) in Design and Technology (Pilot)	1	1	1	1
	GCSE in Design and Technology (Short Course)			2	2
	GCSE in Design and Technology: Product Design (Short Course)			1	1
	Short Course GCSE Design and Technology	4	4	4	4
<b>Short Course GCSE Total</b>		<b>5</b>	<b>5</b>	<b>8</b>	<b>8</b>
				<b>3</b>	<b>3</b>

## Key Stage 5 provision

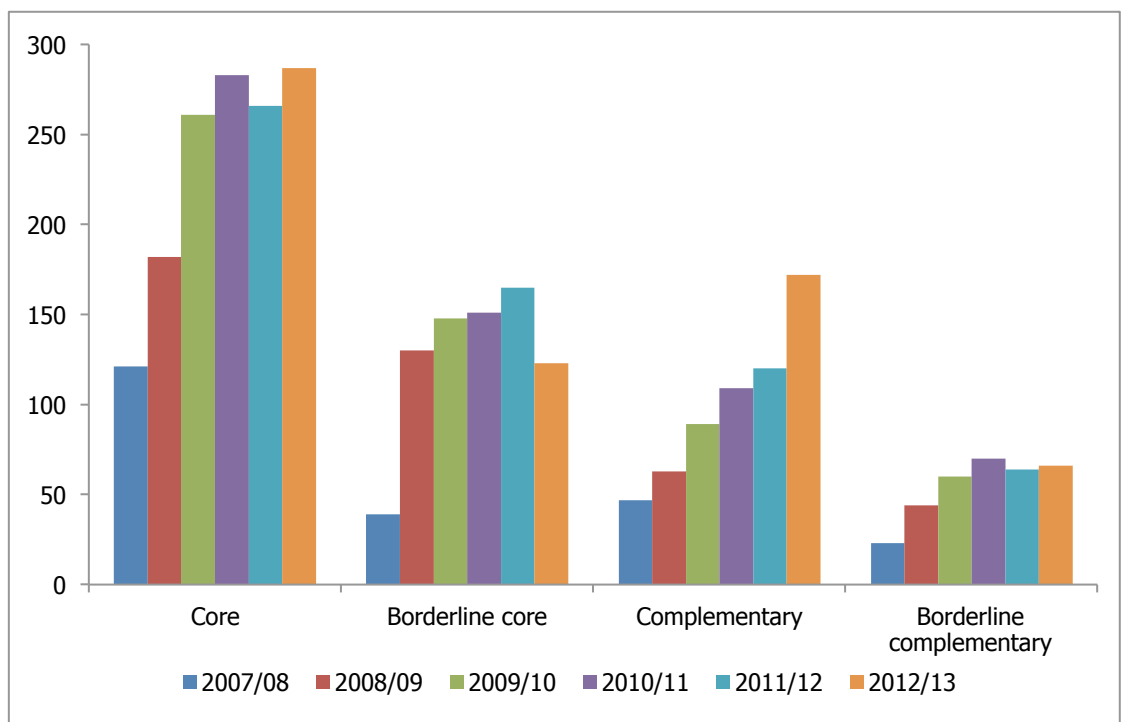
Source: Skills Funding Agency, Learning Aims Reference Application / Learning Aims Database

### Craft courses

	2007/08	2008/09	2009/10	2010/11	2011/12	2012/13
All craft courses	230	419	558	613	615	648
All courses	7,498	8,730	8,892	14,251	15,302	31,162

### Craft courses by category

	2007/08	2008/09	2009/10	2010/11	2011/12	2012/13
Core	121	182	261	283	266	287
Borderline core	39	130	148	151	165	123
Complementary	47	63	89	109	120	172
Borderline complementary	23	44	60	70	64	66
All craft courses	230	419	558	613	615	648

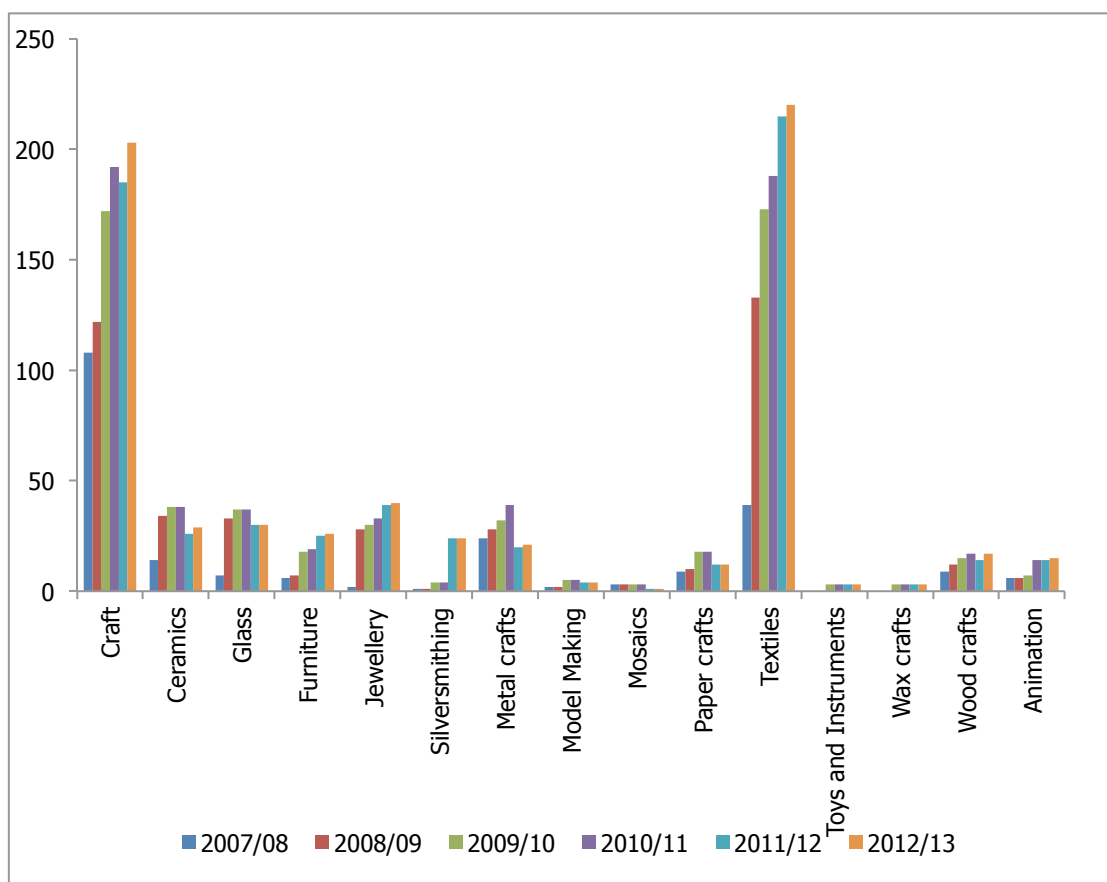


### Craft courses by discipline

	2007/08	2008/09	2009/10	2010/11	2011/12	2012/13
Craft	108	122	172	192	185	203
Ceramics	14	34	38	38	26	29
Glass	7	33	37	37	30	30
Furniture	6	7	18	19	25	26



Jewellery	2	28	30	33	39	40
Silversmithing	1	1	4	4	24	24
Metal crafts	24	28	32	39	20	21
Model Making	2	2	5	5	4	4
Mosaics	3	3	3	3	1	1
Paper crafts	9	10	18	18	12	12
Textiles	39	133	173	188	215	220
Toys and Instruments			3	3	3	3
Wax crafts			3	3	3	3
Wood crafts	9	12	15	17	14	17
Animation	6	6	7	14	14	15
<b>All craft courses</b>	<b>230</b>	<b>419</b>	<b>558</b>	<b>613</b>	<b>615</b>	<b>648</b>



### *Craft courses by category and discipline*

Category	Discipline	2007/08	2008/09	2009/10	2010/11	2011/12	2012/13
Core	Craft	92	91	109	142	91	131
	Ceramics	2	18	19	22	22	27
	Glass		19	21	25	25	25
	Furniture	2	2	3	9	9	2
	Jewellery			1	3	3	3
	Silversmithing			1	3	7	8
	Metal crafts			1	3	3	3
	Model Making			1	3	3	3
	Mosaics						1

	Textiles	20	87	107	132	139	73
	Toys and Instruments			1	3	3	3
	Wax crafts			1	3	3	3
	Wood crafts			1	3	3	5
<b>Core Total</b>		<b>116</b>	<b>217</b>	<b>266</b>	<b>351</b>	<b>311</b>	<b>287</b>
Borderline core	Craft			4	9	6	57
	Furniture	1	1	1			11
	Jewellery		1	1	4	11	12
	Metal crafts	6	6	6	13	7	10
	Model Making	1	1	1	1		1
	Textiles	7	12	16	17	17	28
	Wood crafts					1	4
<b>Borderline core Total</b>		<b>15</b>	<b>21</b>	<b>29</b>	<b>44</b>	<b>42</b>	<b>123</b>
Complementary	Craft		9	10	12	12	2
	Ceramics		2	2	2	2	5
	Glass		5	5	5	5	12
	Furniture		1	4	7	13	25
	Jewellery		24	24	24	24	16
	Silversmithing					16	8
	Metal crafts	2	4	4	3	3	97
	Textiles	5	19	25	29	40	7
	Wood crafts		3	3	5	6	172
<b>Complementary Total</b>		<b>7</b>	<b>67</b>	<b>77</b>	<b>87</b>	<b>121</b>	<b>15</b>
Borderline complementary	Craft			1	3	3	1
	Furniture						12
	Paper crafts	2	2	5	11	9	22
	Textiles	3	3	3	7	5	1
	Animation	6	6	6	13	8	15
<b>Borderline complementary Total</b>		<b>11</b>	<b>11</b>	<b>15</b>	<b>34</b>	<b>25</b>	<b>66</b>

### *Craft aims by level*

	2007/08	2008/09	2009/10	2010/11	2011/12	2012/13
Entry Level & Level 1	23	62	102	112	118	144
Level 2	39	107	122	181	172	217
Level 3	86	146	162	218	203	266
Level 4 and above	1	1	1	7	6	12
Not applicable						9
<b>All craft courses</b>	<b>149</b>	<b>316</b>	<b>387</b>	<b>516</b>	<b>499</b>	<b>648</b>

Category	Level	2007/08	2008/09	2009/10	2010/11	2011/12	2012/13
Core	Entry Level & Level 1	21	46	72	81	84	73
	Level 2	30	70	81	117	103	92
	Level 3	64	100	112	148	123	109
	Level 4 and above	1	1	1	3	1	6
	Not applicable				2		7
<b>Core Total</b>		<b>116</b>	<b>217</b>	<b>266</b>	<b>351</b>	<b>311</b>	<b>287</b>
Borderline core	Entry Level & Level 1		2	4	4	5	22

	Level 2	4	6	10	19	16	39
	Level 3	11	13	15	21	20	59
	Level 4 and above					1	2
	Not Applicable						1
<b>Borderline core Total</b>		<b>15</b>	<b>21</b>	<b>29</b>	<b>44</b>	<b>42</b>	<b>123</b>
<b>Complementary</b>	Entry Level & Level 1	1	13	21	22	24	40
	Level 2	2	28	28	33	44	57
	Level 3	4	26	28	32	49	71
	Level 4 and above					4	4
<b>Complementary Total</b>		<b>7</b>	<b>67</b>	<b>77</b>	<b>87</b>	<b>121</b>	<b>172</b>
<b>Borderline complement</b>	Entry Level & Level 1	1	1	5	5	5	9
	Level 2	3	3	3	12	9	29
	Level 3	7	7	7	17	11	27
	Not Applicable						1
<b>Borderline complementary Total</b>		<b>11</b>	<b>11</b>	<b>15</b>	<b>34</b>	<b>25</b>	<b>66</b>

<b>Discipline</b>	<b>Level</b>	<b>2007/08</b>	<b>2008/09</b>	<b>2009/10</b>	<b>2010/11</b>	<b>2011/12</b>	<b>2012/13</b>
<b>Craft</b>	Entry Level & Level 1	17	18	28	34	33	46
	Level 2	23	26	36	52	30	59
	Level 3	51	55	59	77	49	90
	Level 4 and above	1	1	1	3		6
	Not Applicable						2
<b>Craft Total</b>		<b>92</b>	<b>100</b>	<b>124</b>	<b>166</b>	<b>112</b>	<b>203</b>
<b>Ceramics</b>	Entry Level & Level 1		3	5	5	5	8
	Level 2	1	8	7	9	9	10
	Level 3	1	9	9	10	10	10
	Not Applicable						1
<b>Ceramics Total</b>		<b>2</b>	<b>20</b>	<b>21</b>	<b>24</b>	<b>24</b>	<b>29</b>
<b>Glass</b>	Entry Level & Level 1		8	10	10	10	10
	Level 2		8	8	10	10	10
	Level 3		8	8	10	10	10
<b>Glass Total</b>			<b>24</b>	<b>26</b>	<b>30</b>	<b>30</b>	<b>30</b>
<b>Furniture</b>	Entry Level & Level 1			4	5	5	5
	Level 2	1	2	2	6	11	13
	Level 3	2	2	2	5	6	8
<b>Furniture Total</b>		<b>3</b>	<b>4</b>	<b>8</b>	<b>16</b>	<b>22</b>	<b>26</b>
<b>Jewellery</b>	Entry Level & Level 1		8	9	9	9	10
	Level 2		9	9	13	14	15
	Level 3		8	8	9	14	14
	Level 4 and above					1	1
<b>Jewellery Total</b>			<b>25</b>	<b>26</b>	<b>31</b>	<b>38</b>	<b>40</b>
<b>Silversmithing</b>	Entry Level & Level 1			1	1	1	1
	Level 2				1	1	1
	Level 3				1	16	16
	Level 4 and above					5	5
	Not Applicable						1
<b>Silversmithing Total</b>				<b>1</b>	<b>3</b>	<b>23</b>	<b>24</b>
<b>Metal crafts</b>	Entry Level & Level 1	1	1	2	3	3	4
	Level 2	1	2	2	5	5	7
	Level 3	6	7	7	11	5	10

Metal crafts Total		8	10	11	19	13	21
Model Making	Entry Level & Level 1			1	1	1	1
	Level 2				1	1	1
	Level 3	1	1	1	2	1	2
Model Making Total		1	1	2	4	3	4
Paper crafts	Entry Level & Level 1			3	3	3	3
	Level 2				3	3	3
	Level 3	2	2	2	5	3	5
	Not Applicable						1
Paper crafts Total		2	2	5	11	9	12
Textiles	Entry Level & Level 1	5	24	36	38	45	50
	Level 2	11	48	54	70	80	85
	Level 3	19	49	61	75	76	82
	Level 4 and above				2		
	Not Applicable						3
Textiles Total		35	121	151	185	201	220
Toys and Instruments	Entry Level & Level 1			1	1	1	1
	Level 2				1	1	1
	Level 3				1	1	1
Toys and Instruments Total				1	3	3	3
Wax crafts	Entry Level & Level 1			1	1	1	1
	Level 2				1	1	1
	Level 3				1	1	1
Wax crafts Total				1	3	3	3
Wood crafts	Entry Level & Level 1			1	1	1	3
	Level 2		2	2	4	3	5
	Level 3		1	1	3	6	9
Wood crafts Total			3	4	8	10	17
Animation	Level 1						1
	Level 2	2	2	2	5	3	6
	Level 3	4	4	4	8	5	8
Animation Total		6	6	6	13	8	15

### *Craft aims by qualification type*

	2007/08	2008/09	2009/10	2010/11	2011/12	2012/13
Access to Higher Education Diploma (from 2007)						13
Advanced Award	1	1	1			1
Advanced Certificate	1	1	1	1		
Award			36	81	123	136
Certificate	39	46	51	107	91	119
Diploma	16	20	23	51	75	90
Edexcel National Award	2	2	2	2		1
Edexcel National Certificate (new syllabus)	5	5	5	5		1
Edexcel National Diploma (new syllabus)	5	5	5	5		1
Foundation Award	1	1	1			
Foundation Certificate	1	1	1	1		
GCE A level	9	9	9	9	5	6

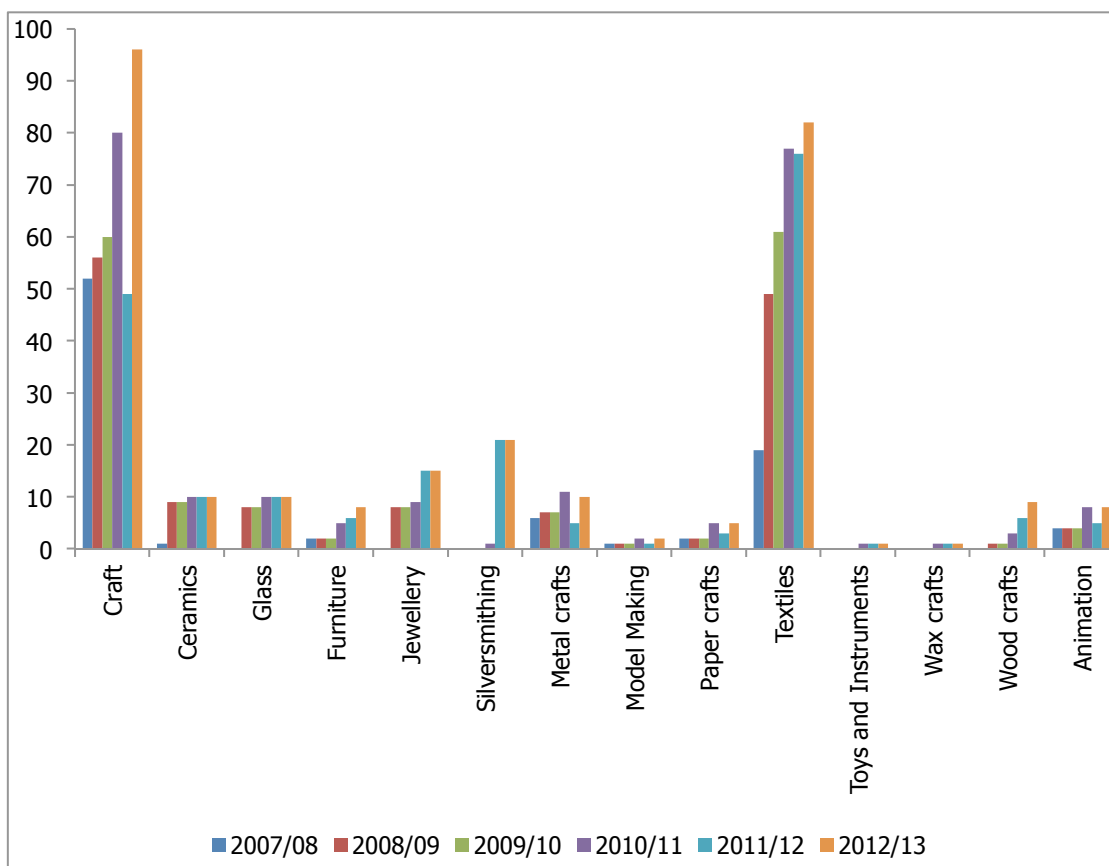
GCE A Level (with GCE Advanced Subsidiary)			2	2	2	2
GCE A2 Level						6
GCE Applied A Level	3	3	3	3	3	3
GCE Applied A Level (Double Award)	3	3	3	3	3	3
GCE Applied A2						3
GCE Applied A2 (Double Award)						3
GCE Applied AS Level	3	3	3	3	3	3
GCE Applied AS Level (Double Award)	3	3	3	3	3	3
GCE AS level	9	9	9	9	5	5
GCSE	5	5	14	18	10	18
GCSEs in Vocational Subjects	4	4	4	4		4
Higher Diploma	1	1	1	1		1
HNC				2		
HND				2		
Intermediate Award	1	1	1			
National Certificate	1	1	1	1	1	1
NVQ	6	9	9	6		7
Other	23	177	190	188	171	208
Pre-U Certificate	2	1	1	1	1	
Schedule 2(j) course						1
Short Course GCSE	5	5	8	8	3	8
All craft courses	149	316	387	516	499	649

### Craft courses at Level 3 or above

	2007/08	2008/09	2009/10	2010/11	2011/12	2012/13
Core	65	101	113	153	124	115
Borderline core	11	13	15	21	21	61
Complementary	4	26	28	32	53	75
Borderline complementary	7	7	7	17	11	27
All craft courses at Level 3 or above	87	147	163	223	209	278

	2007/08	2008/09	2009/10	2010/11	2011/12	2012/13
Craft	52	56	60	80	49	96
Ceramics	1	9	9	10	10	10
Glass		8	8	10	10	10
Furniture	2	2	2	5	6	8
Jewellery		8	8	9	15	15
Silversmithing				1	21	21
Metal crafts	6	7	7	11	5	10
Model Making	1	1	1	2	1	2
Paper crafts	2	2	2	5	3	5
Textiles	19	49	61	77	76	82
Toys and Instruments				1	1	1
Wax crafts				1	1	1

Wood crafts		1	1	3	6	9
Animation	4	4	4	8	5	8
All craft courses at Level 3 or above	87	147	163	223	209	278



	2007/08	2008/09	2009/10	2010/11	2011/12	2012/13
Access to Higher Education Diploma (from 2007)						13
Advanced Award	1	1	1			
Advanced Certificate	1	1	1	1		1
Award			9	15	27	30
Certificate	10	12	14	55	50	57
Diploma	11	12	13	26	47	55
Edexcel National Award	2	2	2	2		1
Edexcel National Certificate (new syllabus)	5	5	5	5		1
Edexcel National Diploma (new syllabus)	5	5	5	5		1
GCE A level	9	9	9	9	5	6
GCE A Level (with GCE Advanced Subsidiary)			2	2	2	2
GCE A2 Level						6
GCE Applied A Level	3	3	3	3	3	3
GCE Applied A Level (Double Award)	3	3	3	3	3	3
GCE Applied A2						3
GCE Applied A2 (Double Award)						3
GCE Applied AS Level	3	3	3	3	3	3

GCE Applied AS Level (Double Award)	3	3	3	3	3	3
GCE AS level	9	9	9	9	5	5
Higher Diploma	1	1	1	1		1
HNC				2		
HND				2		
NVQ	3	4	5	3		3
Other	16	73	74	73	60	76
Pre-U Certificate	2	1	1	1	1	2
All craft courses at Level 3 or above	87	147	163	223	209	278

## Adult general FE provision

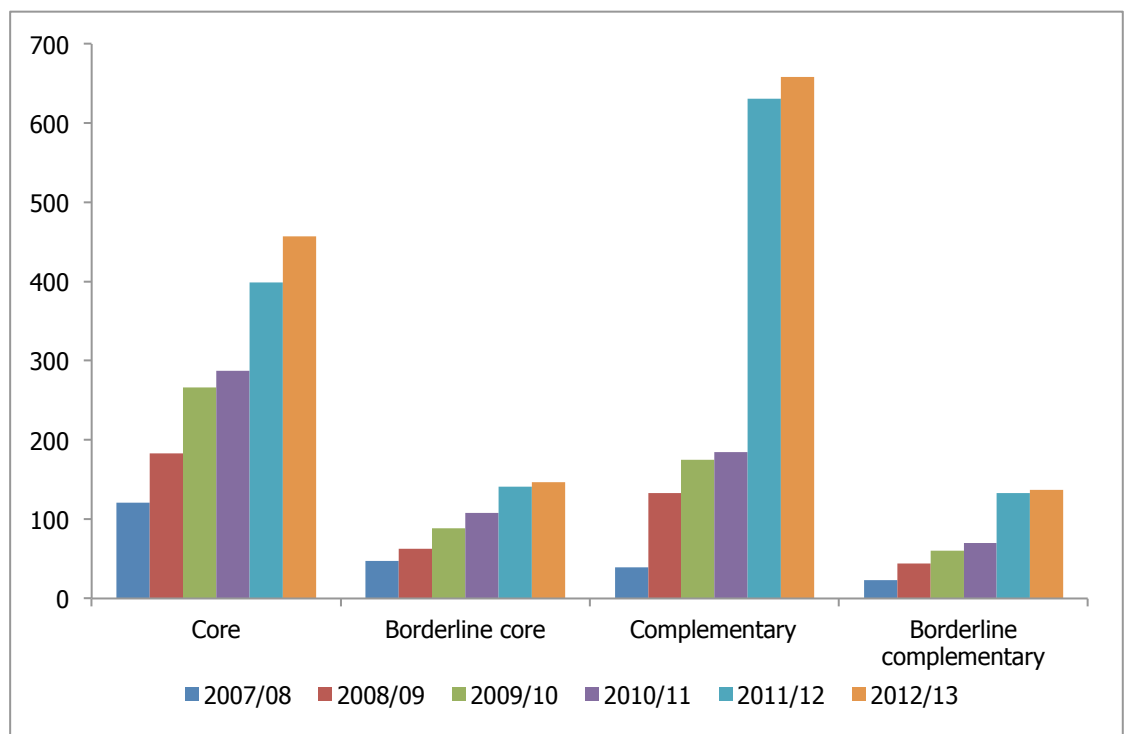
Source: Skills Funding Agency, Learning Aims Reference Application / Learning Aims Database

### Craft courses

	2007/08	2008/09	2009/10	2010/11	2011/12	2012/13
All craft courses	230	423	590	650	1,304	1,399
All courses	27,429	24,079	25,662	41,588	70,514	60,654

### Craft courses by category

	2007/08	2008/09	2009/10	2010/11	2011/12	2012/13
Core	121	183	266	287	399	457
Borderline core	47	63	89	108	141	147
Complementary	39	133	175	185	631	658
Borderline complementary	23	44	60	70	133	137
All craft courses	230	423	590	650	1,304	1,399

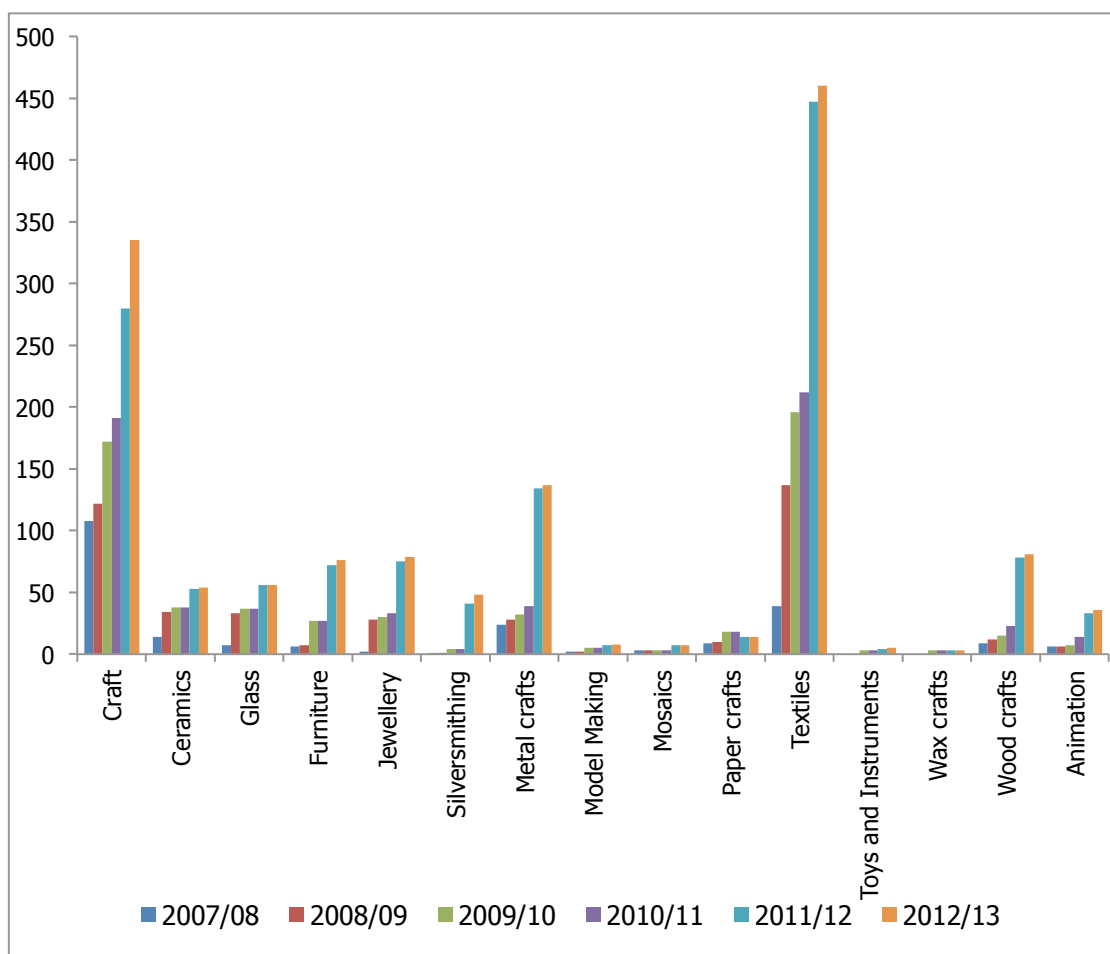


### Craft courses by discipline

	2007/08	2008/09	2009/10	2010/11	2011/12	2012/13
Craft	108	122	172	191	280	335
Ceramics	14	34	38	38	53	54
Glass	7	33	37	37	56	56
Furniture	6	7	27	27	72	76



Jewellery	2	28	30	33	75	79
Silversmithing	1	1	4	4	41	48
Metal crafts	24	28	32	39	134	137
Model Making	2	2	5	5	7	8
Mosaics	3	3	3	3	7	7
Paper crafts	9	10	18	18	14	14
Textiles	39	137	196	212	447	460
Toys and Instruments			3	3	4	5
Wax crafts			3	3	3	3
Wood crafts	9	12	15	23	78	81
Animation	6	6	7	14	33	36
<b>All craft courses</b>	<b>230</b>	<b>423</b>	<b>590</b>	<b>650</b>	<b>1,304</b>	<b>1,399</b>



### Craft courses by level

	2007/08	2008/09	2009/10	2010/11	2011/12	2012/13
Entry Level & Level 1	55	107	137	150	287	314
Level 2	63	132	203	225	451	477
Level 3	87	159	225	250	548	568
Level 4	1	1	1	1	9	31
Not Applicable	24	24	24	24	9	9
<b>All craft courses</b>	<b>230</b>	<b>423</b>	<b>590</b>	<b>650</b>	<b>1,304</b>	<b>1,399</b>

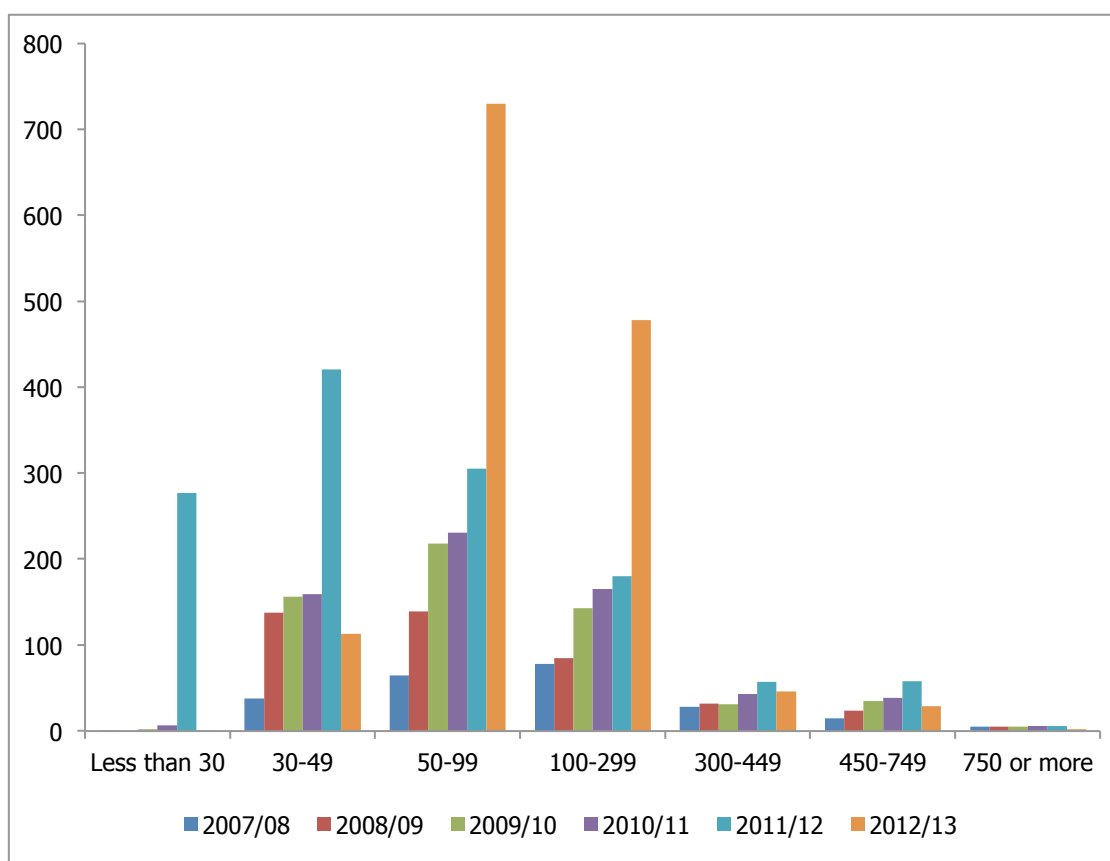
<b>Category</b>	<b>Level</b>	<b>2007/08</b>	<b>2008/09</b>	<b>2009/10</b>	<b>2010/11</b>	<b>2011/12</b>	<b>2012/13</b>
Core	Entry Level & Level 1	20	45	61	66	118	140
	Level 2	30	49	90	95	130	145
	Level 3	59	77	103	114	143	152
	Level 4					1	13
	Not Applicable	12	12	12	12	7	7
<b>Core Total</b>		<b>121</b>	<b>183</b>	<b>266</b>	<b>287</b>	<b>399</b>	<b>457</b>
Borderline core	Entry Level & Level 1	11	14	18	21	27	29
	Level 2	14	18	25	34	42	45
	Level 3	17	26	41	48	69	70
	Level 4	1	1	1	1	2	2
	Not Applicable	4	4	4	4	1	1
<b>Borderline core Total</b>		<b>47</b>	<b>63</b>	<b>89</b>	<b>108</b>	<b>141</b>	<b>147</b>
Complementary	Entry Level & Level 1	20	41	48	53	126	129
	Level 2	11	46	62	66	220	227
	Level 3	2	40	59	60	279	286
	Level 4					6	16
	Not Applicable	6	6	6	6		
<b>Complementary Total</b>		<b>39</b>	<b>133</b>	<b>175</b>	<b>185</b>	<b>631</b>	<b>658</b>
Borderline complement	Entry Level & Level 1	4	7	10	10	16	16
	Level 2	8	19	26	30	59	60
	Level 3	9	16	22	28	57	60
	Not Applicable	2	2	2	2	1	1
<b>Borderline complementary Total</b>		<b>23</b>	<b>44</b>	<b>60</b>	<b>70</b>	<b>133</b>	<b>137</b>

<b>Discipline</b>	<b>Level</b>	<b>2007/08</b>	<b>2008/09</b>	<b>2009/10</b>	<b>2010/11</b>	<b>2011/12</b>	<b>2012/13</b>
Craft	Entry Level & Level 1	22	23	35	39	74	94
	Level 2	26	29	50	55	83	105
	Level 3	53	64	81	91	111	120
	Level 4	1	1	1	1	1	14
	Not Applicable	5	5	5	5	2	2
<b>Craft Total</b>		<b>107</b>	<b>122</b>	<b>172</b>	<b>191</b>	<b>271</b>	<b>335</b>
Ceramics	Entry Level & Level 1	3	8	8	8	13	14
	Level 2	4	11	13	13	19	19
	Level 3	3	11	13	13	20	20
	Level 4						
	Not Applicable	4	4	4	4	1	1
<b>Ceramics Total</b>		<b>14</b>	<b>34</b>	<b>38</b>	<b>38</b>	<b>53</b>	<b>54</b>
Glass	Entry Level & Level 1	2	12	12	12	19	19
	Level 2	4	12	14	14	19	19
	Level 3	1	9	11	11	18	18
	Not Applicable						
<b>Glass Total</b>		<b>7</b>	<b>33</b>	<b>37</b>	<b>37</b>	<b>56</b>	<b>56</b>
Furniture	Entry Level & Level 1			4	5	11	11
	Level 2	2	3	11	10	29	31
	Level 3	3	3	11	11	32	34
	Not Applicable	1	1	1	1		
<b>Furniture Total</b>		<b>6</b>	<b>7</b>	<b>27</b>	<b>27</b>	<b>72</b>	<b>76</b>
Jewellery	Entry Level & Level 1	1	10	10	10	17	18
	Level 2	1	10	11	14	24	25

	Level 3		8	9	9	32	32
	Level 4					2	4
	Not Applicable						
Jewellery Total		2	28	30	33	75	79
Silversmithing	Entry Level & Level 1			1	1	2	2
	Level 2			1	1	1	1
	Level 3			1	1	31	32
	Level 4					6	12
	Not Applicable	1	1	1	1	1	1
Silversmithing Total		1	1	4	4	41	48
Metal crafts	Entry Level & Level 1	9	9	11	11	22	23
	Level 2	9	11	12	15	44	45
	Level 3	4	6	7	11	68	68
	Level 4						1
	Not Applicable	2	2	2	2		
Metal crafts Total		24	28	32	39	134	137
Model Making	Entry Level & Level 1			1	1	2	2
	Level 2			1	1	1	2
	Level 3	1	1	2	2	4	4
	Not Applicable	1	1	1	1		
Model Making Total		2	2	5	5	7	8
Mosaics	Entry Level & Level 1	2	2	2	2		
	Level 3					6	6
	Not Applicable	1	1	1	1	1	1
Mosaics Total		3	3	3	3	7	7
Paper crafts	Entry Level & Level 1	2	3	5	5	3	3
	Level 2	3	3	6	6	3	3
	Level 3	3	3	6	6	7	7
	Not Applicable	1	1	1	1	1	1
Paper crafts Total		9	10	18	18	14	14
Textiles	Entry Level & Level 1	9	35	40	44	96	98
	Level 2	11	48	75	82	173	180
	Level 3	13	47	74	79	175	179
	Not Applicable	7	7	7	7	3	3
Textiles Total		40	137	196	212	447	460
Toys and Instruments	Entry Level & Level 1			1	1	1	2
	Level 2			1	1	2	2
	Level 3			1	1	1	1
Toys and Instruments Total				3	3	4	5
Wax crafts	Entry Level & Level 1			1	1	1	1
	Level 2			1	1	1	1
	Level 3			1	1	1	1
Wax crafts Total				3	3	3	3
Wood crafts	Entry Level & Level 1	5	5	6	10	24	25
	Level 2		2	3	6	30	30
	Level 3	3	4	5	6	24	26
	Not Applicable	1	1	1	1		
Wood crafts Total		9	12	15	23	78	81
Animation	Entry Level & Level 1					2	2
	Level 2	3	3	4	6	13	14
	Level 3	3	3	3	8	18	20
Animation Total		6	6	7	14	33	36

*Craft courses by planned guided learning hours (glh)*

	2007/08	2008/09	2009/10	2010/11	2011/12	2012/13
Less than 30	1		2	7	277	1
30-49	38	138	156	159	421	113
50-99	65	139	218	231	305	730
100-299	78	85	143	165	180	478
300-449	28	32	31	43	57	46
450-749	15	24	35	39	58	29
750 or more	5	5	5	6	6	2
<b>All craft courses</b>	<b>230</b>	<b>423</b>	<b>590</b>	<b>650</b>	<b>1,304</b>	<b>1,399</b>



*Average planned glh by category*

	2007/08	2008/09	2009/10	2010/11	2011/12	2012/13
Core	177	148	133	138	109	125
Borderline core	226	229	221	235	227	184
Complementary	67	63	59	62	62	127
Borderline complementary	163	96	97	112	70	124
<b>All craft courses</b>	<b>167</b>	<b>128</b>	<b>121</b>	<b>130</b>	<b>95</b>	<b>132</b>

*Average glh by discipline*

	2007/08	2008/09	2009/10	2010/11	2011/12	2012/13
Craft	195	200	180	185	139	153
Ceramics	69	58	59	59	40	90

Glass	78	52	54	54	39	81
Furniture	283	248	125	118	134	129
Jewellery	44	62	60	81	82	117
Silversmithing	31	31	68	68	176	225
Metal crafts	172	167	152	201	91	154
Model Making	45	49	66	66	57	108
Mosaics	44	44	44	44	85	173
Paper crafts	62	62	71	71	67	90
Textiles	171	100	100	107	71	117
Toys and Instruments			80	80	63	81
Wax crafts			80	80	80	80
Wood crafts	83	152	137	135	98	118
Animation	283	242	259	207	106	169
All craft courses	167	128	121	130	95	132

#### Average glh by level

	2007/08	2008/09	2009/10	2010/11	2011/12	2012/13
Entry Level and Level 1	102	82	78	81	55	83
Level 2	126	91	84	93	69	80
Level 3	272	202	188	200	135	192
Level 4	480	480	480	480	279	364
Not Applicable	33	31	30	30	31	31
All craft courses	167	128	121	130	95	132

#### Craft aims by qualification type

	2007/08	2008/09	2009/10	2010/11	2011/12	2012/13
Access to Higher Education						
Diploma (from 2007)		6	9	11	15	15
Advanced Award	1	1	1			
Advanced Certificate	3	3	3	3	1	1
Advanced Diploma	1	1	1	1		
Award			93	107	150	153
Certificate	39	46	90	109	111	112
CG 2169		2	2	2		
CG 2299	2	2	2	2		
CG 6066	1	1	1	1		
Diploma	12	18	27	49	92	93
Edexcel National Award	1	1	1	1	1	1
Edexcel National Certificate (new syllabus)	1	1	1	1	1	1
Edexcel National Diploma (new syllabus)	1	1	1	1	1	1
Foundation Award	1	1	1			
Foundation Certificate	2	2	2	2		
GCE A level	9	9	9	9	6	6

GCE A Level (with GCE Advanced Subsidiary)			2	2	2	2
GCE A2 Level	6	6	6	6	6	6
GCE Applied A Level	3	3	3	3	3	3
GCE Applied A Level (Double Award)	3	3	3	3	3	3
GCE Applied A2	3	3	3	3	3	3
GCE Applied A2 (Double Award)	3	3	3	3	3	3
GCE Applied AS Level	3	3	3	3	3	3
GCE Applied AS Level (Double Award)	3	3	3	3	3	3
GCE AS level	9	9	9	9	5	5
GCSE	5	5	18	18	15	18
GCSEs in Vocational Subjects	4	4	4	4	4	4
Higher Diploma	1	1	1	1	1	1
Intermediate Award	2	2	2	1		
Intermediate Certificate	2	2	2	2		
Intermediate Diploma	1	1	1	1		
Level 1	3	3	3	3		
Level 2	3	3	3	3		
Level 3	2	2	2	2		
National Certificate	1	1	1	1	1	1
NVQ	4	7	7	5	7	7
Other	86	256	256	256	236	264
Pre-U Certificate	2	1	1	1	1	2
QCF Units				8	621	679
Schedule 2(j) course	1	1	1	1	1	1
Second Stage Unitisation Pilot	1	1	1	1		
Short Course GCSE	5	5	8	8	8	8
All craft courses	230	423	590	650	1,304	1,399

## Adult employer-related FE provision

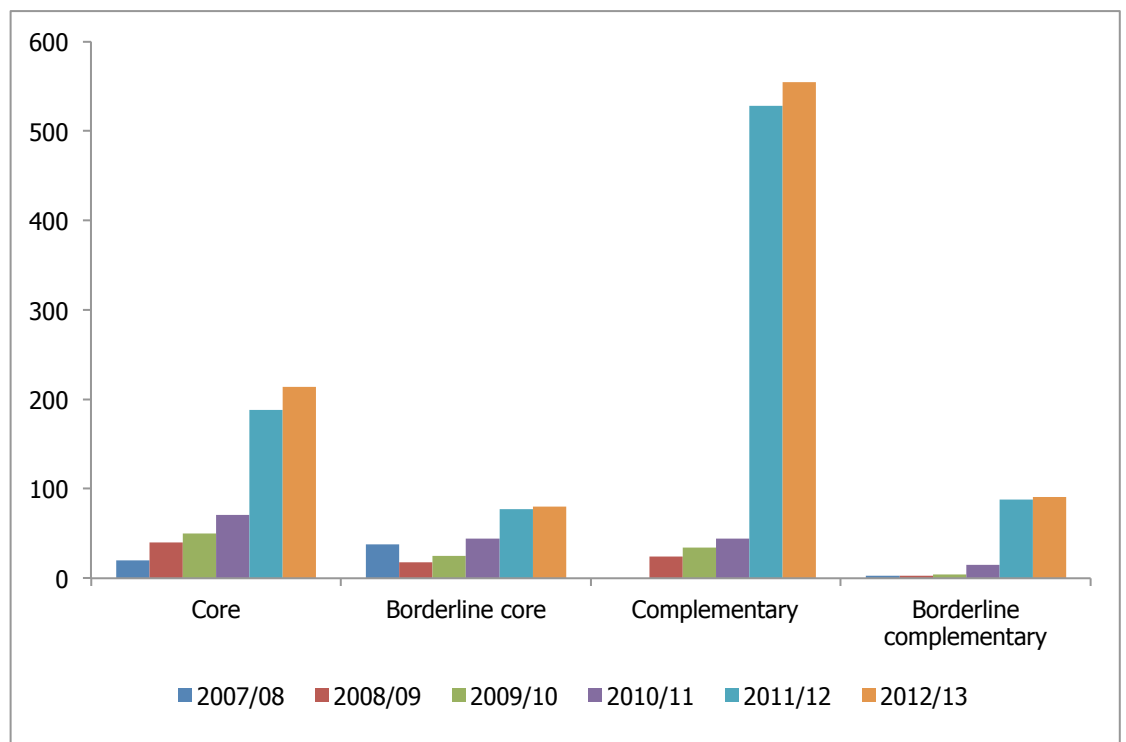
Source: Skills Funding Agency, Learning Aims Reference Application / Learning Aims Database

### Craft courses

	2007/08	2008/09	2009/10	2010/11	2011/12	2012/13
All craft courses	61	85	113	174	881	940
All courses	2,529	4,071	4,203	41,588	70,514	43,811

### Craft courses by category

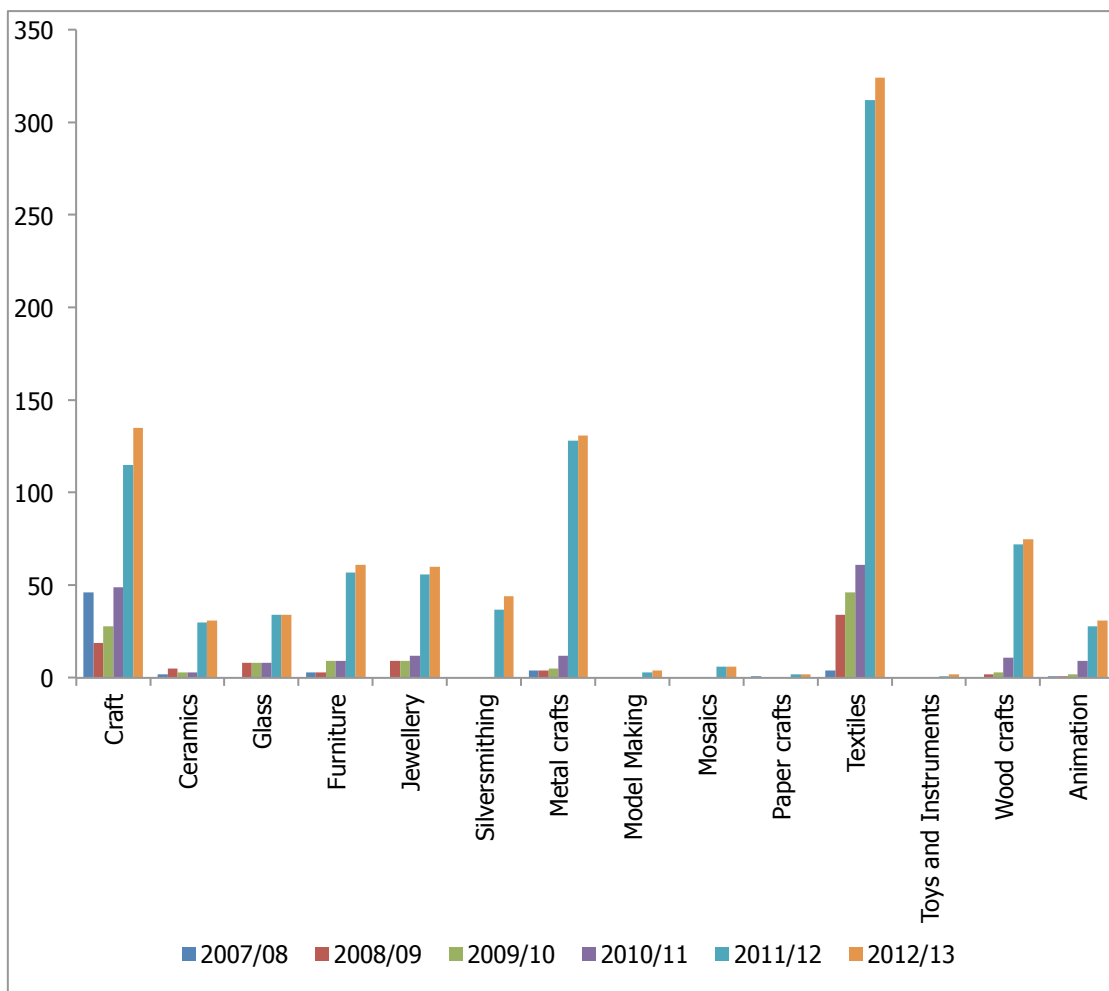
	2007/08	2008/09	2009/10	2010/11	2011/12	2012/13
Core	20	40	50	71	188	214
Borderline core	38	18	25	44	77	80
Complementary		24	34	44	528	555
Borderline complementary	3	3	4	15	88	91
All craft courses	61	85	113	174	881	940



### Craft courses by discipline

	2007/08	2008/09	2009/10	2010/11	2011/12	2012/13
Craft	46	19	28	49	115	135
Ceramics	2	5	3	3	30	31
Glass		8	8	8	34	34
Furniture	3	3	9	9	57	61

Jewellery		9	9	12	56	60
Silversmithing					37	44
Metal crafts	4	4	5	12	128	131
Model Making					3	4
Mosaics					6	6
Paper crafts	1				2	2
Textiles	4	34	46	61	312	324
Toys and Instruments					1	2
Wood crafts		2	3	11	72	75
Animation	1	1	2	9	28	31
<b>All craft courses</b>	<b>61</b>	<b>85</b>	<b>113</b>	<b>174</b>	<b>881</b>	<b>940</b>



*Craft courses by level*

	2007/08	2008/09	2009/10	2010/11	2011/12	2012/13
Entry Level & Level 1		41	55	69	219	237
Level 2	5	14	22	44	294	312
Level 3	56	30	36	61	360	373
Level 4					8	18
<b>All craft courses</b>	<b>61</b>	<b>85</b>	<b>113</b>	<b>174</b>	<b>881</b>	<b>940</b>



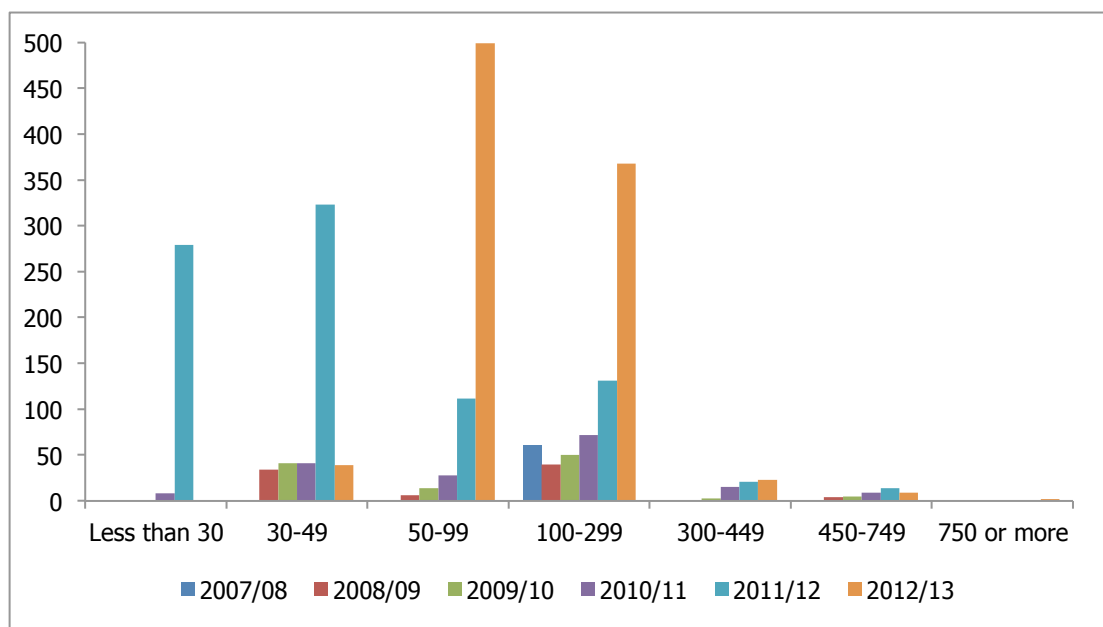
<b>Category</b>	<b>Level</b>	<b>2007/08</b>	<b>2008/09</b>	<b>2009/10</b>	<b>2010/11</b>	<b>2011/12</b>	<b>2012/13</b>
Core	Entry Level & Level 1		17	25	30	74	88
	Level 2	1	5	7	12	51	59
	Level 3	19	18	18	29	62	66
	Level 4					1	1
<b>Core Total</b>		<b>20</b>	<b>40</b>	<b>50</b>	<b>71</b>	<b>188</b>	<b>214</b>
Borderline core	Entry Level & Level 1		3	4	8	15	16
	Level 2	2	5	7	16	29	31
	Level 3	36	10	14	20	32	32
	Level 4					1	1
<b>Borderline core Total</b>		<b>38</b>	<b>18</b>	<b>25</b>	<b>44</b>	<b>77</b>	<b>80</b>
Complementary	Entry Level & Level 1		20	25	30	121	124
	Level 2		2	5	9	174	181
	Level 3		2	4	5	227	234
	Level 4					6	16
<b>Complementary Total</b>			<b>24</b>	<b>34</b>	<b>44</b>	<b>528</b>	<b>555</b>
Borderline complementary	Entry Level & Level 1		1	1	1	9	9
	Level 2	2	2	3	7	40	41
	Level 3	1			7	39	41
<b>Borderline complementary Total</b>		<b>3</b>	<b>3</b>	<b>4</b>	<b>15</b>	<b>88</b>	<b>91</b>

<b>Discipline</b>	<b>Level</b>	<b>2007/08</b>	<b>2008/09</b>	<b>2009/10</b>	<b>2010/11</b>	<b>2011/12</b>	<b>2012/13</b>
Craft	Entry Level & Level 1		1	9	14	37	48
	Level 2			1	7	41	46
	Level 3	46	18	18	28	37	40
	Level 4						1
<b>Craft Total</b>		<b>46</b>	<b>19</b>	<b>28</b>	<b>49</b>	<b>115</b>	<b>135</b>
Ceramics	Entry Level & Level 1		3	3	3	10	11
	Level 2	1	1			10	10
	Level 3	1	1			10	10
<b>Ceramics Total</b>		<b>2</b>	<b>5</b>	<b>3</b>	<b>3</b>	<b>30</b>	<b>31</b>
Glass	Entry Level & Level 1		8	8	8	17	17
	Level 2					9	9
	Level 3					8	8
<b>Glass Total</b>			<b>8</b>	<b>8</b>	<b>8</b>	<b>34</b>	<b>34</b>
Jewellery	Entry Level & Level 1		8	8	8	16	17
	Level 2		1	1	4	15	16
	Level 3					23	23
	Level 4					2	4
<b>Jewellery Total</b>			<b>9</b>	<b>9</b>	<b>12</b>	<b>56</b>	<b>60</b>
Metal crafts	Entry Level & Level 1			1	1	20	21
	Level 2		1	1	4	42	43
	Level 3	4	3	3	7	66	66
	Level 4						1
<b>Metal crafts Total</b>		<b>4</b>	<b>4</b>	<b>5</b>	<b>12</b>	<b>128</b>	<b>131</b>
Model Making	Entry Level & Level 1					1	1
	Level 2					2	1
	Level 3						2
<b>Model Making Total</b>					<b>3</b>	<b>4</b>	
Mosaics	Level 3					6	6

Mosaics Total						6	6
Paper crafts	Level 3	1				2	2
Paper crafts Total		1				2	2
Silversmithing	Entry Level & Level 1					1	1
	Level 3					30	31
	Level 4					6	12
Silversmithing Total						37	44
Furniture	Entry Level & Level 1			2	3	9	9
	Level 2	1	1	4	3	23	25
	Level 3	2	2	3	3	25	27
Furniture Total		3	3	9	9	57	61
Textiles	Entry Level & Level 1		21	23	27	83	85
	Level 2	2	8	12	18	114	121
	Level 3	2	5	11	16	115	118
Textiles Total		4	34	46	61	312	324
	Entry Level & Level 1						1
Toys and Instruments	Level 2					1	1
Toys and Instruments Total						1	2
Wood crafts	Entry Level & Level 1			1	5	23	24
	Level 2		1	1	4	28	28
	Level 3		1	1	2	21	23
Wood crafts Total			2	3	11	72	75
Animation	Entry Level & Level 1					2	2
	Level 2	1	1	2	4	11	12
	Level 3				5	15	17
Animation Total		1	1	2	9	28	31

*Craft courses by planned guided learning hours (glh)*

	2007/08	2008/09	2009/10	2010/11	2011/12	2012/13
Less than 30				8	279	0
30-49		34	41	41	323	39
50-99		6	14	28	112	499
100-299	60	40	50	72	131	368
300-449		1	3	15	21	23
450-749		4	5	9	14	9
750 or more				1	1	2
All craft courses	61	85	113	174	881	940



#### Average planned glh by category

	2007/08	2008/09	2009/10	2010/11	2011/12	2012/13
Core	234	183	173	181	96	133
Borderline core	177	173	190	225	173	160
Complementary		51	65	77	62	137
Borderline complementary	150	139	142	188	57	138
All craft courses	195	142	143	166	79	138

#### Average planned glh by discipline

	2007/08	2008/09	2009/10	2010/11	2011/12	2012/13
Craft	178	189	169	170	88	131
Ceramics	241	115	30	30	29	117
Glass		30	30	30	28	98
Jewellery		48	48	84	67	132
Jewellery and Silversmithing					30	138
Metal crafts	290	182	164	316	77	239
Model Making					32	154
Mosaics					94	140
Paper crafts	148				36	197
Silversmithing					169	197
Furniture	258	258	184	226	138	130
Textiles	231	149	159	172	69	83
Toys and Instruments					13	
Wood crafts		241	181	138	80	120
Animation		193	171	159	73	155
All craft courses	195	142	143	166	79	138

### *Average planned glh by level*

---

	<b>2007/08</b>	<b>2008/09</b>	<b>2009/10</b>	<b>2010/11</b>	<b>2011/12</b>	<b>2012/13</b>
Entry Level & Level 1		64	72	80	46	95
Level 2	183	171	164	169	67	84
Level 3	196	236	239	262	105	206
Level 4					231	360
All craft courses	195	142	143	166	79	138

### *Craft courses by qualification type*

---

	<b>2007/08</b>	<b>2008/09</b>	<b>2009/10</b>	<b>2010/11</b>	<b>2011/12</b>	<b>2012/13</b>
Access Certificate	31	6	6	6		
Award			12	25	67	67
Certificate	1	9	18	38	51	51
Diploma	1	7	16	38	81	82
Edexcel National Certificate (new syllabus)	5	1	1	1	1	1
Edexcel National Diploma (new syllabus)	5	1	1	1	1	1
GCE Applied A Level	3	3	3	3	3	3
GCE Applied A Level (Double Award)	3	3	3	3	3	3
GCE Applied A2 (Double Award)	3	3	3	3	3	3
GCE Applied AS Level (Double Award)	3	3	3	3	3	3
NVQ	6	9	7	5	7	7
Other		40	40	40	40	40
QCF Units				8	621	679
All craft courses	61	85	113	174	881	940

## Community Learning provision

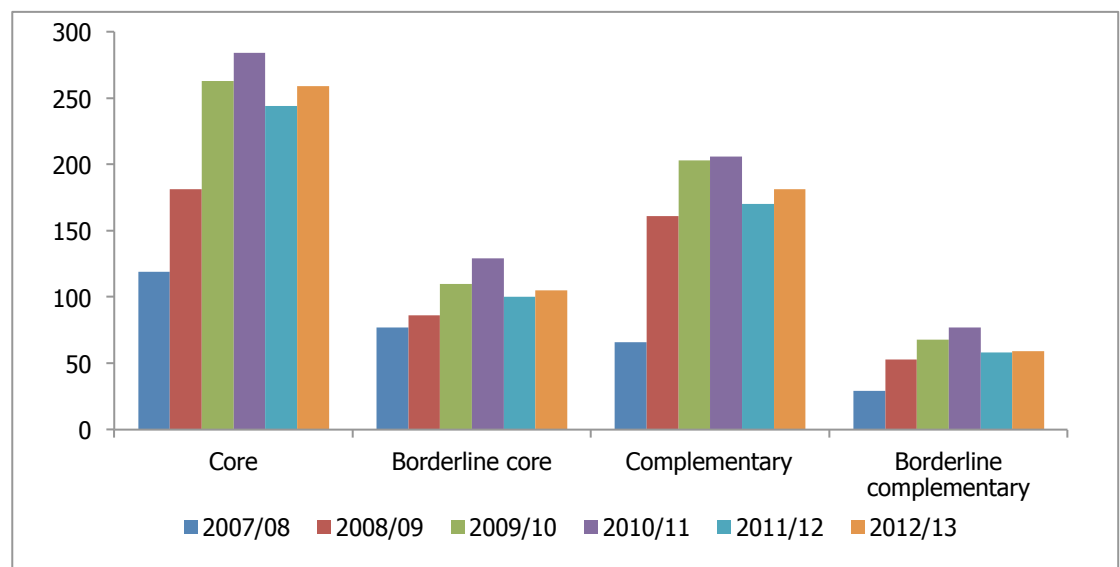
Source: Skills Funding Agency, Learning Aims Reference Application / Learning Aims Database

### Craft courses

	2007/08	2008/09	2009/10	2010/11	2011/12	2012/13
All craft courses	291	481	644	696	572	604
All courses	14,258	14,707	17,998	41,588	70,514	22,857

### Craft courses by category

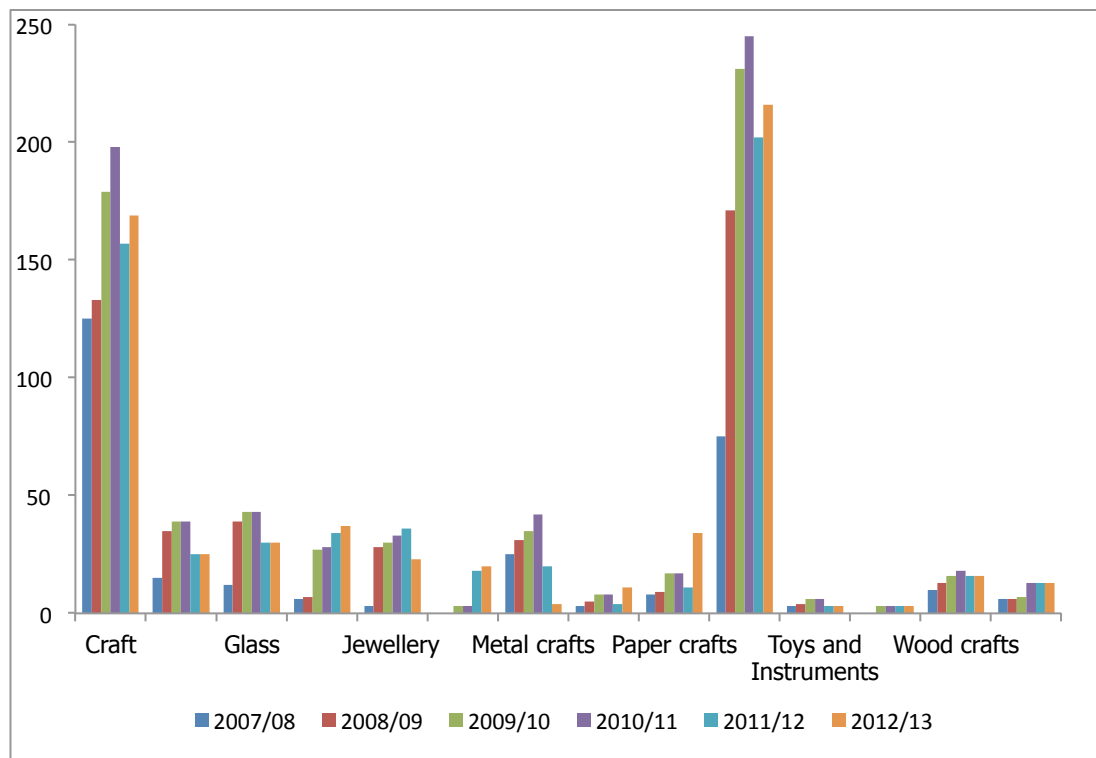
	2007/08	2008/09	2009/10	2010/11	2011/12	2012/13
Core	119	181	263	284	244	259
Borderline core	77	86	110	129	100	105
Complementary	66	161	203	206	170	181
Borderline complementary	29	53	68	77	58	59
All craft courses	291	481	644	696	572	604



### Craft courses by discipline

	2007/08	2008/09	2009/10	2010/11	2011/12	2012/13
Craft	125	133	179	198	157	169
Ceramics	15	35	39	39	25	25
Glass	12	39	43	43	30	30
Furniture	6	7	27	28	34	37
Jewellery	3	28	30	33	36	23
Silversmithing			3	3	18	20
Metal crafts	25	31	35	42	20	4
Model Making	3	5	8	8	4	11
Paper crafts	8	9	17	17	11	34

Textiles	75	171	231	245	202	216
Toys and Instruments	3	4	6	6	3	3
Wax crafts			3	3	3	3
Wood crafts	10	13	16	18	16	16
Animation	6	6	7	13	13	13
<b>All craft courses</b>	<b>291</b>	<b>481</b>	<b>644</b>	<b>696</b>	<b>572</b>	<b>604</b>



### Craft courses by category and discipline

Category	Discipline	2007/08	2008/09	2009/10	2010/11	2011/12	2012/13
Core	Craft	78	77	108	120	103	111
	Ceramics	12	30	34	34	23	23
	Glass	1	22	26	26	25	25
	Jewellery		1	3	3	3	3
	Silversmithing			3	3	6	7
	Metal crafts			3	3	3	3
	Model Making			3	3	3	3
	Furniture	3	3	3	4	2	2
	Textiles	25	48	71	79	67	73
	Toys and Instruments			3	3	3	3
	Wax crafts			3	3	3	3
	Wood crafts			3	3	3	3
<b>Core Total</b>		<b>119</b>	<b>181</b>	<b>263</b>	<b>284</b>	<b>244</b>	<b>259</b>
Borderline core	Craft	42	42	52	60	40	43
	Glass	9	10	10	10		
	Jewellery	1	1	1	4	9	10
	Metal crafts	6	6	6	13	10	10
	Model Making	2	2	2	2	1	1

	Furniture	3	3	8	8	10	10
	Textiles	11	19	28	29	26	27
	Wood crafts	3	3	3	3	4	4
<b>Borderline core Total</b>		<b>77</b>	<b>86</b>	<b>110</b>	<b>129</b>	<b>100</b>	<b>105</b>
Complementary	Craft	2	2	2	2		
	Ceramics	3	5	5	5	2	2
	Glass	2	7	7	7	5	5
	Jewellery	2	26	26	26	24	24
	Silversmithing					12	16
	Metal crafts	19	25	26	26	7	7
	Model Making	1	1	1	1		
	Furniture			15	15	21	21
	Textiles	30	86	112	113	91	98
	Wood crafts	7	9	9	11	8	8
<b>Complementary Total</b>		<b>66</b>	<b>161</b>	<b>203</b>	<b>206</b>	<b>170</b>	<b>181</b>
Borderline complementary	Craft	3	12	17	16	14	15
	Model Making		2	2	2		
	Paper crafts	8	9	17	17	11	11
	Furniture		1	1	1	1	1
	Textiles	9	18	20	24	18	18
	Toys and Instruments	3	4	3	3		
	Wood crafts		1	1	1	1	1
	Animation	6	6	7	13	13	13
<b>Borderline complementary Total</b>		<b>29</b>	<b>53</b>	<b>68</b>	<b>77</b>	<b>58</b>	<b>59</b>
<b>Grand Total</b>		<b>291</b>	<b>481</b>	<b>644</b>	<b>696</b>	<b>572</b>	<b>604</b>

### *Craft courses by level*

	2007/08	2008/09	2009/10	2010/11	2011/12	2012/13
Entry Level & Level 1	61	113	142	150	122	135
Level 2	84	155	226	247	204	211
Level 3	122	190	253	276	244	248
Level 4	1	1	1	1	1	7
Higher Level	1	1	1	1		
Not Applicable	22	21	21	21	1	3
<b>All craft courses</b>	<b>291</b>	<b>481</b>	<b>644</b>	<b>696</b>	<b>572</b>	<b>604</b>

Category	Level	2007/08	2008/09	2009/10	2010/11	2011/12	2012/13
Core	Entry Level & Level 1	22	47	62	67	62	66
	Level 2	28	47	88	93	83	89
	Level 3	63	81	107	118	99	101
	Level 4						1
	Not Applicable	6	6	6	6		2
<b>Core Total</b>		<b>119</b>	<b>181</b>	<b>263</b>	<b>284</b>	<b>244</b>	<b>259</b>
Borderline core	Entry Level & Level 1	12	15	19	22	20	22
	Level 2	21	26	33	43	34	35
	Level 3	38	40	53	59	44	45
	Level 4	1	1	1	1	1	2

	Not Applicable	5	4	4	4	1	1
Borderline core Total		77	86	110	129	100	105
Complementary	Entry Level & Level 1	22	43	50	50	32	39
	Level 2	27	63	79	81	62	62
	Level 3	6	44	63	64	76	76
	Level 4						4
	Higher Level	1	1	1	1		
	Not Applicable	10	10	10	10		
Complementary Total		66	161	203	206	170	181
Borderline complementary	Entry Level & Level 1	5	8	11	11	8	8
	Level 2	8	19	26	30	25	25
	Level 3	15	25	30	35	25	26
	Not Applicable	1	1	1	1		
Borderline complementary Total		29	53	68	77	58	59
Grand Total		291	481	644	696	572	604

Discipline	Level	2007/08	2008/09	2009/10	2010/11	2011/12	2012/13
Craft	Entry Level & Level 1	23	24	35	40	37	39
	Level 2	26	29	50	55	37	50
	Level 3	71	75	89	98	66	67
	Level 4	1	1	1	1	1	1
	Not Applicable	4	4	4	4	2	
Craft Total		125	133	179	198	143	157
Ceramics	Entry Level & Level 1	3	8	8	8	6	6
	Level 2	6	13	15	15	9	9
	Level 3	3	11	13	13	10	10
	Not Applicable	3	3	3	3		
Ceramics Total		15	35	39	39	25	25
Glass	Entry Level & Level 1	3	13	13	13	10	10
	Level 2	9	18	20	20	10	10
	Level 3		8	10	10	10	10
Glass Total		12	39	43	43	30	30
Jewellery	Entry Level & Level 1		9	9	9	9	9
	Level 2	1	10	11	14	14	14
	Level 3		8	9	9	13	13
	Level 4					1	
	Higher Level	1	1	1	1		
	Not Applicable	1					
Jewellery Total		3	28	30	33	37	36
Silversmithing	Entry Level & Level 1			1	1	1	1
	Level 2			1	1	1	1
	Level 3			1	1	16	16
	Level 4					5	
Silversmithing Total				3	3	23	18
Metal crafts	Entry Level & Level 1	8	8	10	10	4	4
	Level 2	7	10	11	14	6	7
	Level 3	7	10	11	15	9	9
	Not Applicable	3	3	3	3		
Metal crafts Total		25	31	35	42	19	20
Model Making	Entry Level & Level 1			1	1	1	1



	Level 2			1	1	1	1
	Level 3	2	4	5	5	2	2
	Not Applicable	1	1	1	1		
<b>Model Making Total</b>		<b>3</b>	<b>5</b>	<b>8</b>	<b>8</b>	<b>4</b>	<b>4</b>
Paper crafts	Entry Level & Level 1	2	3	5	5	3	3
	Level 2	2	2	5	5	3	3
	Level 3	4	4	7	7	5	5
<b>Paper crafts Total</b>		<b>8</b>	<b>9</b>	<b>17</b>	<b>17</b>	<b>11</b>	<b>11</b>
Furniture	Entry Level & Level 1			4	5	5	5
	Level 2	2	3	11	11	16	16
	Level 3	3	3	11	11	13	13
	Not Applicable	1	1	1	1		
<b>Furniture Total</b>		<b>6</b>	<b>7</b>	<b>27</b>	<b>28</b>	<b>34</b>	<b>34</b>
Textiles	Entry Level & Level 1	16	42	47	49	47	40
	Level 2	29	66	93	100	82	81
	Level 3	22	55	83	88	81	80
	Not Applicable	8	8	8	8	1	1
<b>Textiles Total</b>		<b>75</b>	<b>171</b>	<b>231</b>	<b>245</b>	<b>211</b>	<b>202</b>
Toys and Instruments	Entry Level & Level 1			1	1	1	1
	Level 2			1	1	1	1
	Level 3	3	4	4	4	1	1
<b>Toys and Instruments Total</b>		<b>3</b>	<b>4</b>	<b>6</b>	<b>6</b>	<b>3</b>	<b>3</b>
Wax crafts	Entry Level & Level 1			1	1	1	1
	Level 2			1	1	1	1
	Level 3			1	1	1	1
<b>Wax crafts Total</b>				<b>3</b>	<b>3</b>	<b>3</b>	<b>3</b>
Wood crafts	Entry Level & Level 1	6	6	7	7	2	2
	Level 2		2	3	4	5	5
	Level 3	3	4	5	6	9	9
	Not Applicable	1	1	1	1		
<b>Wood crafts Total</b>		<b>10</b>	<b>13</b>	<b>16</b>	<b>18</b>	<b>16</b>	<b>16</b>
Animation	Level 2	2	2	3	5	5	5
	Level 3	4	4	4	8	8	8
<b>Animation Total</b>		<b>6</b>	<b>6</b>	<b>7</b>	<b>13</b>	<b>13</b>	<b>13</b>
<b>Grand Total</b>		<b>291</b>	<b>481</b>	<b>644</b>	<b>696</b>	<b>572</b>	<b>572</b>

*Craft courses by planned guided learning hours (glh)*

	<b>2007/08</b>	<b>2008/09</b>	<b>2009/10</b>	<b>2010/11</b>	<b>2011/12</b>	<b>2012/13</b>
Less than 30	1		2	2	4	1
30-49	22	122	140	140	120	105
50-99	61	133	212	225	199	283
100-299	76	77	136	158	150	174
300-449	30	31	29	41	50	20
450-749	29	16	24	26	40	14
750 or more	13	5	5	6	6	2
unknown	59	97	96	98	3	5
<b>All craft courses</b>	<b>291</b>	<b>481</b>	<b>644</b>	<b>696</b>	<b>572</b>	<b>604</b>

### Average glh by category

---

	2007/08	2008/09	2009/10	2010/11	2011/12	2012/13
Core	222	151	133	139	145	118
Borderline core	330	198	187	203	229	158
Complementary	71	64	59	64	109	90
Borderline complementary	208	99	99	114	119	113
All craft courses	230	124	115	125	146	116

### Average glh by discipline

---

	2007/08	2008/09	2009/10	2010/11	2011/12	2012/13
Craft	258	183	158	162	162	135
Ceramics	73	57	58	58	52	52
Glass	55	47	49	49	48	48
Jewellery		64	61	84	119	75
Silversmithing			80	80	290	217
Metal crafts	268	182	163	214	310	213
Model Making	45	49	66	66	75	75
Paper crafts	126	69	76	76	76	76
Furniture	283	248	125	118	229	116
Textiles	215	101	101	108	114	103
Toys and Instruments			80	80	80	80
Wax crafts			80	80	80	80
Wood crafts	83	152	137	173	288	128
Animation	345	269	284	215	215	215
All craft courses	230	124	115	125	146	116

### Average glh by level

---

	2007/08	2008/09	2009/10	2010/11	2011/12	2012/13
Entry Level & Level 1	108	84	79	85	87	76
Level 2	138	93	86	95	111	75
Level 3	348	185	169	181	205	166
Level 4	480	480	480	480	480	377
Not Applicable	34	31	29	29	31	31
All craft courses	230	124	115	125	146	116

### Craft courses by qualification type

---

	2007/08	2008/09	2009/10	2010/11	2011/12	2012/13
Access Certificate	14	13	13	14		
Advanced Award	1	1	1			
Advanced Certificate	3	3	3	3	1	1
Award			93	107	111	124
Certificate	42	49	92	112	106	113

Certificate of Competence	1	1	1	1		
CG 1721	1	1	1	1		
CG 2169		2	2	2		
CG 2299	2	2	2	2		
CG 4750	2	2	2	2		
CG 5631	3	4	3	3		
CG 6066	1	1	1	1		
CG 7802	1	1	1	1		
CG 7900	1	1	1	1		
Diploma	18	23	32	54	84	90
Edexcel National Award	2	2	2	2	1	1
Edexcel National Certificate (new syllabus)	5	5	5	5	1	1
Edexcel National Diploma (new syllabus)	5	5	5	5	1	1
Foundation Award	1	1	1			
Foundation Certificate	2	2	2	2		
GCE A level	9	9	9	9	6	6
GCE A Level (with GCE Advanced Subsidiary)			2	2	2	2
GCE A2 Level	6	6	6	6	6	6
GCE Applied A Level	3	3	3	3	3	3
GCE Applied A Level (Double Award)	3	3	3	3	3	3
GCE Applied A2	1	1	1	1	1	1
GCE Applied A2 (Double Award)	1	1	1	1	1	1
GCE Applied AS Level	3	3	3	3	3	3
GCE Applied AS Level (Double Award)	3	3	3	3	3	3
GCE AS level	9	9	9	9	5	5
GCSE	5	5	18	18	15	18
GCSEs in Vocational Subjects	4	4	4	4	4	4
Higher Diploma	1	1	1	1	1	1
Intermediate Award	2	2	2	1		
Intermediate Certificate	2	2	2	2		
Level 1	2	2	2	2		
Level 2	4	4	4	4		
Level 3	1	1	1	1		
National Certificate	1	1	1	1	1	1
NVQ	4	7	8	6	7	7
Other	112	286	286	286	197	199
Other unlisted qualification	2	2	2	2		
Pre-U Certificate	2	1	1	1	1	2
Second Stage Unitisation Pilot	1	1	1	1		
Short Course GCSE	5	5	8	8	8	8
All craft courses	291	481	644	696	572	604

## HE in FE provision

Source: Skills Funding Agency, Learning Aims Reference Application / Learning Aims Database

### Craft courses

	2007/08	2008/09	2009/10	2010/11	2011/12	2012/13
All craft courses	110	117	127	146	118	124

### Craft courses by category

	2007/08	2008/09	2009/10	2010/11	2011/12	2012/13
Core	66	70	74	83	72	76
Borderline core	27	30	31	39	30	30
Complementary	3	3	3	3		
Borderline complementary	14	14	19	21	16	18
All craft courses	110	117	127	146	118	124

### Craft courses by discipline

	2007/08	2008/09	2009/10	2010/11	2011/12	2012/13
Craft	44	46	48	54	47	50
Ceramics	2	2	2	2	2	2
Glass	1	1		1		
Jewellery			1	1	2	2
Jewellery and Silversmithing	2	2	2	2	2	
Metal crafts	3	3	3	3	1	1
Furniture	9	9	9	10	5	5
Textiles	36	41	44	54	44	47
Animation	13	13	18	19	15	17
All craft courses	110	117	127	146	118	124

### Craft courses by category and discipline

Category	Discipline	2007/08	2008/09	2009/10	2010/11	2011/12	2012/13
Core	Craft	25	26	27	28	25	28
	Ceramics	2	2	2	2	2	2
	Jewellery			1	1	2	2
	Jewellery and Silversmithing	2	2	2	2	2	
	Metal crafts	1	1	1	1	1	1
	Furniture	6	6	6	6	4	4
	Textiles	30	33	35	43	36	39
<b>Core Total</b>		<b>66</b>	<b>70</b>	<b>74</b>	<b>83</b>	<b>72</b>	<b>76</b>
Borderline core	Craft	18	19	20	25	22	22
	Glass	1	1		1		

	Furniture	2	2	2	3	1	1
	Textiles	6	8	9	10	7	7
<b>Borderline core Total</b>		<b>27</b>	<b>30</b>	<b>31</b>	<b>39</b>	<b>30</b>	<b>30</b>
Complementary	Metal crafts	2	2	2	2		
	Furniture	1	1	1	1		
<b>Complementary Total</b>		<b>3</b>	<b>3</b>	<b>3</b>	<b>3</b>		
Borderline complement Craft		1	1	1	1		
	Textiles				1	1	1
	Animation	13	13	18	19	15	17
<b>Borderline complementary Total</b>		<b>14</b>	<b>14</b>	<b>19</b>	<b>21</b>	<b>16</b>	<b>18</b>

### *Craft courses by qualification type*

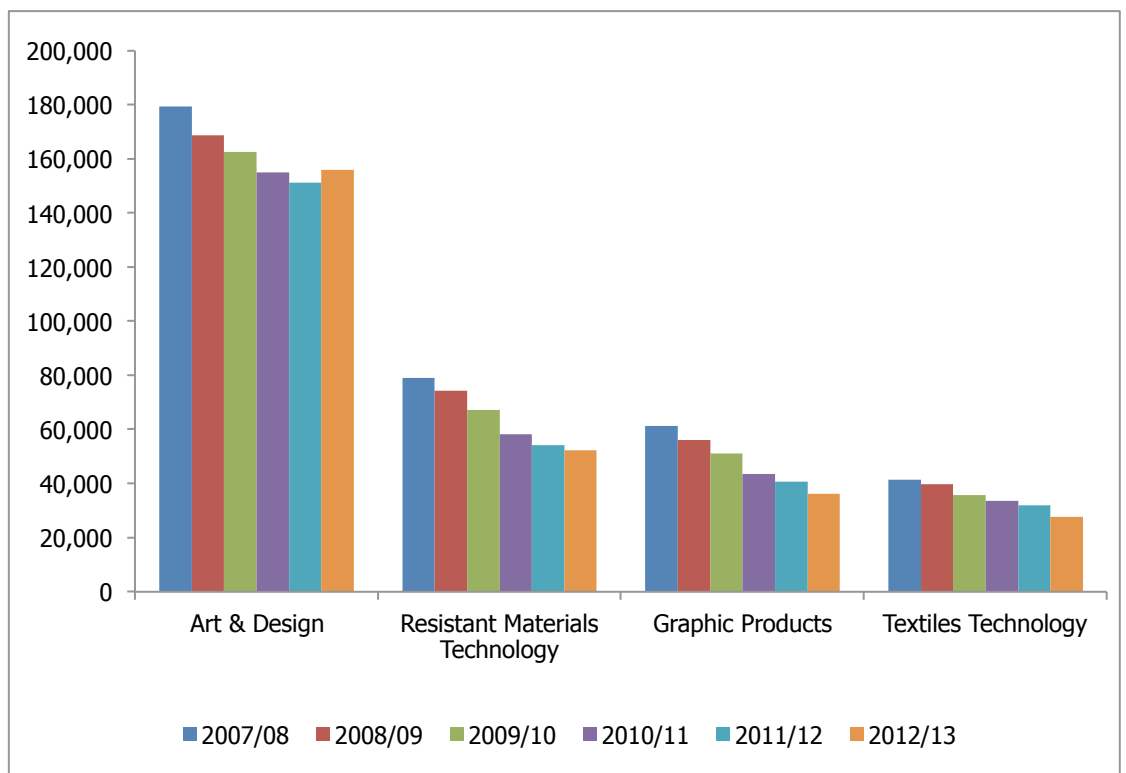
	2007/08	2008/09	2009/10	2010/11	2011/12	2012/13
BA	31	34	38	49	51	58
Diploma of Higher Education (DipHE)	1	1	1	1		
Foundation Degree	24	26	33	33	45	45
Higher Diploma	1	1	1	1		
Higher National Certificate to Higher National Diploma (HNC to HND) Conversion Code				2	2	2
HNC	19	19	19	21	6	6
HND	34	36	35	38	12	11
MA					1	1
Postgraduate Diploma				1	1	1
<b>All craft courses</b>	<b>110</b>	<b>117</b>	<b>127</b>	<b>146</b>	<b>118</b>	<b>124</b>

## Key Stage 4 participation

Source: Department for Education, National Pupil Database

### Learners by GCSE

	2007/08	2008/09	2009/10	2010/11	2011/12	2012/13
Art & Design	179,290	168,750	162,630	155,080	151,140	155,950
Resistant Materials Technology	79,010	74,230	67,140	58,270	54,110	52,320
Graphic Products	61,280	56,150	51,160	43,630	40,640	36,150
Textiles Technology	41,330	39,650	35,730	33,560	31,920	27,710
<b>Design &amp; Technology GCSEs</b>	<b>360,910</b>	<b>338,780</b>	<b>316,650</b>	<b>290,540</b>	<b>277,810</b>	<b>272,140</b>
All pupils	653,080	634,500	639,260	627,750	624,720	636,610



## Participation in school sixth forms

Source: Department for Education, National Pupil Database

### All craft learners

	2007/08	2008/09	2009/10	2010/11	2011/12	2012/13
Year 12	34,870	27,560	27,190	30,180	32,180	31,190
Year 13	18,000	29,480	30,670	20,880	23,360	21,610
All craft learners	52,880	57,040	57,860	51,060	55,540	52,800
All SSF pupils	331,260	352,370	379,620	371,970	384,020	395,400

### Year 12

	2007/08	2008/09	2009/10	2010/11	2011/12	2012/13
GCSE	1,530	630	480	460	170	110
AS-level	29,990	22,880	21,380	26,850	30,370	29,380
A-level	3,210	3,970	5,180	2,680	1,150	1,140
Other	140	80	150	200	480	560
All craft learners, Year 12	34,870	27,560	27,190	30,180	32,180	31,190

### Year 13

	2007/08	2008/09	2009/10	2010/11	2011/12	2012/13
GCSE	360	120	110	110	20	20
AS-level	7,790	8,190	7,710	6,190	3,410	3,170
A-level	9,800	21,090	22,800	14,500	19,580	18,080
Other	60	80	60	80	350	340
All craft learners, Year 13	18,000	29,480	30,670	20,880	23,360	21,610

### Craft learners by category and qualification type

Qualification	Category	2007/08	2008/09	2009/10	2010/11	2011/12	2012/13
GCSE	Core	1,850	660	390	430	160	80
	Borderline core	40	90	200	130	30	50
GCSE Total		1,900	750	590	570	190	130
AS-level	Core	37,200	28,640	19,470	25,140	21,930	20,410
	Borderline core	560	2,410	9,610	7,890	11,850	12,140
	Complementary	0	0	0	0	0	0
	Borderline complementary	30	20	10	0	0	0
AS-level Total		37,780	31,070	29,090	33,040	33,780	32,550
A-level	Core	12,840	19,730	20,490	12,710	13,970	12,660
	Borderline core	170	5,340	7,480	4,460	6,760	6,560

A-level Total		13,010	25,070	27,970	17,170	20,730	19,210
Other	Core	170	160	190	270	750	820
	Borderline core	10	0	20	0	10	0
	Complementary	0	0	0	~	80	80
	Borderline complementary	10	10	10	~	0	0
Other Total		190	160	210	280	830	900
Grand Total		52,880	57,040	57,860	51,060	55,540	52,800

### *Craft learners by qualification type and discipline*

Qualification	Discipline	2007/08	2008/09	2009/10	2010/11	2011/12	2012/13
GCSE	Craft	1,850	660	370	390	130	70
	Textiles	0	~	20	50	20	20
	Product design	40	90	200	130	30	50
GCSE Total		1,900	750	590	570	190	130
AS-level	Craft	37,180	24,880	18,570	17,590	16,860	15,800
	Silversmithing	0	0	0	~	0	0
	Metal crafts	0	0	0	0	0	0
	Model making	0	0	10	0	0	0
	Textiles	20	3,760	890	7,550	5,070	4,610
	Product design	560	2,410	9,610	7,890	11,850	12,140
	Animation	30	20	10	0	0	0
AS-level Total		37,780	31,070	29,090	33,040	33,780	32,550
A-level	Craft	12,450	19,280	14,340	10,480	10,400	9,470
	Textiles	400	440	6,150	2,240	3,580	3,190
	Product design	170	5,340	7,480	4,460	6,760	6,560
A-level Total		13,010	25,070	27,970	17,170	20,730	19,210
Other	Craft	140	110	110	190	650	760
	Furniture	0	0	0	0	10	10
	Jewellery	0	0	0	0	10	0
	Silversmithing	0	0	0	0	0	0
	Metal crafts	0	0	0	~	80	80
	Paper crafts	0	0	0	0	0	0
	Model making	10	0	10	0	0	0
	Textiles	30	50	70	80	70	50
	Product design	0	0	10	0	0	0
	Animation	10	10	10	~	10	0
Other Total		190	160	210	280	830	900



## Participation in 16-18 FE

Source: Skills Funding Agency, Individualised Learner Record 2008/09-2010/11 / Single Individualised Learner Record 2011/12-2012/13

### All craft learners

	2007/08	2008/09	2009/10	2010/11	2011/12	2012/13
All craft learners	14,320	10,810	9,900	6,090	9,040	13,400

### Learners by category

	2007/08	2008/09	2009/10	2010/11	2011/12	2012/13
Core	13,990	10,480	9,430	5,420	8,550	11,540
Borderline core	60	20	160	210	30	1,510
Complementary	210	200	240	360	360	20
Borderline complementary	60	110	70	110	110	330
All craft learners	14,320	10,810	9,900	6,090	9,040	13,400

### Learners by discipline

	2007/08	2008/09	2009/10	2010/11	2011/12	2012/13
Craft	13,650	10,340	9,300	4,850	7,910	11,490
Ceramics	20	0	~	10	10	0
Glass	0	0	0	~	0	0
Furniture	20	10	0	10	220	380
Jewellery	0	0	20	60	10	10
Silversmithing	0	0	0	0	~	~
Metal crafts	150	200	240	260	260	120
Model Making	0	0	40	20	0	0
Paper crafts	10	10	10	~	0	~
Textiles	450	160	240	680	470	950
Toys and Instruments	0	0	0	110	0	0
Wood crafts	10	0	0	0	60	140
Animation	30	80	50	80	110	330
All craft learners	14,320	10,810	9,900	6,090	9,040	13,400

### Learners by level

Row Labels	2007/08	2008/09	2009/10	2010/11	2011/12	2012/13
Entry Level & Level 1	3,060	3,150	2,780	2,090	2,970	4,440
Level 2	5,290	4,690	3,460	1,350	2,630	3,780
Level 3	5,910	2,970	3,660	2,650	3,420	5,170
Not Applicable	60	0	0	0	20	10
All craft learners	14,320	10,810	9,900	6,090	9,040	13,400

Category	Level	2007/08	2008/09	2009/10	2010/11	2011/12	2012/13
Core	Entry Level & Level 1	3,010	3,100	2,700	1,720	2,890	3,820
	Level 2	5,080	4,450	3,140	1,070	2,220	2,800
	Level 3	5,870	2,920	3,600	2,630	3,410	4,910
	Not Applicable	30	0	0	0	20	10
<b>Core Total</b>		<b>13,990</b>	<b>10,480</b>	<b>9,430</b>	<b>5,420</b>	<b>8,550</b>	<b>11,540</b>
Borderline core	Entry Level & Level 1	10	0	60	190	10	620
	Level 2	20	0	50	10	20	770
	Level 3	20	20	50	0	~	130
	Not Applicable	20	0	0	0	0	0
<b>Borderline core Total</b>		<b>60</b>	<b>20</b>	<b>160</b>	<b>210</b>	<b>30</b>	<b>1,510</b>
Complementary	Entry Level & Level 1	40	40	20	160	80	10
	Level 2	160	150	210	190	280	10
	Level 3	0	20	20	10	10	0
<b>Complementary Total</b>		<b>210</b>	<b>200</b>	<b>240</b>	<b>360</b>	<b>360</b>	<b>20</b>
Borderline complementary	Entry Level & Level 1	10	10	10	20	0	0
	Level 2	40	90	60	90	110	200
	Level 3	10	20	~	0	~	130
	Not Applicable	~	0	0	0	0	~
<b>Borderline complementary Total</b>		<b>60</b>	<b>110</b>	<b>70</b>	<b>110</b>	<b>110</b>	<b>330</b>

Discipline	Level	2007/08	2008/09	2009/10	2010/11	2011/12	2012/13
Craft	Entry Level & Level 1	2,970	3,080	2,680	1,750	2,730	4,010
	Level 2	5,050	4,410	3,100	800	2,070	3,010
	Level 3	5,590	2,860	3,520	2,290	3,110	4,460
	Not Applicable	40	0	0	0	0	~
<b>Craft Total</b>		<b>13,650</b>	<b>10,340</b>	<b>9,300</b>	<b>4,850</b>	<b>7,910</b>	<b>11,490</b>
Ceramics	Entry Level & Level 1	0	0	~	10	0	0
	Not Applicable	20	0	0	0	10	0
<b>Ceramics Total</b>		<b>20</b>	<b>0</b>	<b>~</b>	<b>10</b>	<b>10</b>	<b>0</b>
Glass	Entry Level & Level 1	0	0	~	~	0	0
	Level 2	0	0	~	0	0	0
<b>Glass Total</b>		<b>0</b>	<b>0</b>	<b>0</b>	<b>~</b>	<b>0</b>	<b>0</b>
Furniture	Entry Level & Level 1	0	0	0	10	120	180
	Level 2	20	10	0	~	80	130
	Level 3	~	0	0	~	20	60
<b>Furniture Total</b>		<b>20</b>	<b>10</b>	<b>0</b>	<b>10</b>	<b>220</b>	<b>380</b>
Jewellery	Entry Level & Level 1	0	0	10	20	10	0
	Level 2	0	0	10	40	0	10
	Level 3	0	0	0	0	0	0
<b>Jewellery Total</b>		<b>0</b>	<b>0</b>	<b>20</b>	<b>60</b>	<b>10</b>	<b>10</b>
Silversmithing	Not Applicable	0	0	0	0	~	~
<b>Silversmithing Total</b>		<b>0</b>	<b>0</b>	<b>0</b>	<b>0</b>	<b>~</b>	<b>~</b>
Metal crafts	Entry Level & Level 1	40	40	10	100	40	0
	Level 2	90	150	200	130	200	80
	Level 3	20	20	20	30	10	50
<b>Metal crafts Total</b>		<b>150</b>	<b>200</b>	<b>240</b>	<b>260</b>	<b>260</b>	<b>120</b>
Model Making	Entry Level & Level 1	0	0	10	20	0	0
	Level 3	0	0	40	0	0	0

Model Making Total		0	0	40	20	0	0
Paper crafts	Entry Level & Level 1	0	0	10	~	0	0
	Level 2	0	0	~	~	0	0
	Level 3	10	10	0	0	0	0
	Not Applicable	~	0	0	0	0	~
Paper crafts Total		10	10	10	~	0	~
Textiles	Entry Level & Level 1	40	30	70	120	40	120
	Level 2	110	40	100	240	160	350
	Level 3	300	90	80	320	270	460
	Not Applicable	~	0	0	0	10	10
Textiles Total		450	160	240	680	470	950
Toys and Instruments	Entry Level & Level 1	0	0	0	60	0	0
	Level 2	0	0	0	60	0	0
Toys and Instruments Total		0	0	0	110	0	0
Wood crafts	Entry Level & Level 1	10	0	0	0	50	120
	Level 2	0	0	0	0	10	10
Wood crafts Total		10	0	0	0	60	140
Animation	Level 2	30	80	50	80	110	190
	Level 3	0	0	0	0	~	130
Animation Total		30	80	50	80	110	330

#### Learners by planned guided learning hours (glh)

	2007/08	2008/09	2009/10	2010/11	2011/12	2012/13
Less than 30	30	130	~	0	0	340
30-49	40	0	250	160	320	20
50-99	6,360	470	5,140	2,810	4,260	6,810
100-299	6,600	9,910	4,160	2,840	4,080	5,670
300-449	90	90	130	110	150	160
450-749	380	200	210	180	240	370
750 or more	820	10	0	0	0	20
All craft learners	14,320	10,810	9,900	6,090	9,040	13,400

#### Learners by qualification type

	2007/08	2008/09	2009/10	2010/11	2011/12	2012/13
Access to Higher Education						
Diploma (from 2007)	0	0	0	0	~	~
Advanced Award	0	0	0	0	0	0
Advanced Certificate	970	800	1,150	30	0	0
Award	0	0	170	2,450	3,970	6,900
Certificate	5,600	5,000	3,550	1,030	1,830	1,750
Diploma	30	30	80	100	170	400
Edexcel National Award	10	20	10	0	0	0
Edexcel National Certificate (new syllabus)	10	0	0	0	0	0
Edexcel National Diploma (new syllabus)	790	110	0	0	0	0

Foundation Award	20	0	10	0	0	0
Foundation Certificate	2,630	2,640	2,040	0	0	0
GCE A level	0	~	40	60	40	~
GCE A level (with Advanced Subsidiary)						~
GCE A2 Level	1,060	0	0	0	830	1,310
GCE Applied A Level	40	40	50	40	20	30
GCE Applied A Level (Double Award)	20	10	0	0	0	0
GCE Applied A2	60	0	0	0	50	60
GCE Applied A2 (Double Award)	150	0	0	0	90	90
GCE Applied AS Level	150	120	200	230	130	350
GCE Applied AS Level (Double Award)	200	170	200	180	120	140
GCE AS level	2,080	1,220	1,690	1,680	1,450	2,260
GCSE	0	~	0	0	0	~
GCSEs in Vocational Subjects	30	20	10	0	0	0
Intermediate Award	10	0	0	0	0	0
National Certificate	~	0	0	0	0	0
NVQ	10	10	10	0	0	0
Other	450	600	700	290	330	120
All craft learners	14,320	10,810	9,900	6,090	9,040	<b>13,400</b>

## Participation in Apprenticeships

Source: Skills Funding Agency, Individualised Learner Record 2008/09-2010/11/ Single Individualised Learner Record 2011/12-2012/13

### All craft learners

	2007/08	2008/09	2009/10	2010/11	2011/12	2012/13
All craft learners	390	510	280	140	390	460

### Learners by level

	2007/08	2008/09	2009/10	2010/11	2011/12	2012/13
Intermediate Apprenticeship	330	440	230	100	320	290
Advanced Apprenticeship	60	70	50	40	70	170
<b>Grand Total</b>	<b>390</b>	<b>510</b>	<b>280</b>	<b>140</b>	<b>390</b>	<b>460</b>

Level	Category	2007/08	2008/09	2009/10	2010/11	2011/12	2012/13
Intermediate Apprenticeship	Core	290	310	180	60	110	230
	Borderline core	50	40	10	10	80	50
	Complementary	0	90	40	30	120	0
	Borderline complementary	0	~	0	~	~	10
<b>Intermediate Apprenticeship Total</b>		<b>330</b>	<b>440</b>	<b>230</b>	<b>100</b>	<b>320</b>	<b>290</b>
Advanced Apprenticeship	Core	40	30	20	30	30	110
	Borderline core	20	30	20	10	40	30
	Complementary	~	20	10	10	10	20
	Borderline complementary	0	~	0	0	0	10
<b>Advanced Apprenticeship Total</b>		<b>60</b>	<b>70</b>	<b>50</b>	<b>40</b>	<b>70</b>	<b>170</b>

Level	Discipline	2007/08	2008/09	2009/10	2010/11	2011/12	2012/13
Intermediate Apprenticeship	Furniture	290	310	190	80	200	230
	Jewellery	0	0	0	0	20	50
	Textiles	50	50	0	10	90	10
	Wood crafts	0	90	40	10	20	0
<b>Intermediate Apprenticeship Total</b>		<b>330</b>	<b>440</b>	<b>230</b>	<b>100</b>	<b>320</b>	<b>290</b>
Advanced Apprenticeship	Furniture	60	50	40	30	40	110
	Jewellery	0	0	0	0	10	30
	Metal crafts	~	~	0	0	0	0
	Textiles	0	~	0	10	20	10
	Wood crafts	0	10	10	10	10	20
<b>Advanced Apprenticeship Total</b>		<b>60</b>	<b>70</b>	<b>50</b>	<b>40</b>	<b>70</b>	<b>170</b>

## Adult participation in general FE

Source: Skills Funding Agency, Individualised Learner Record 2008/09-2010/11 / Single Individualised Learner Record 2011/12-2012/13

### Craft learners

	2007/08	2008/09	2009/10	2010/11	2011/12	2012/13
All craft learners	20,550	15,110	11,830	4,770	8,540	12,220

### Learners by category

	2007/08	2008/09	2009/10	2010/11	2011/12	2012/13
Core	19,470	14,400	10,540	4,190	7,440	10,080
Borderline core	240	20	130	20	140	1,190
Complementary	560	600	1,030	420	650	610
Borderline complementary	280	90	130	140	310	340
All craft learners	20,550	15,110	11,830	4,770	8,540	12,220

### Learners by discipline

	2007/08	2008/09	2009/10	2010/11	2011/12	2012/13
Craft	17,510	13,940	8,830	2,420	5,260	8,670
Ceramics	440	30	210	100	10	60
Glass		20	240	130	10	0
Furniture	30	30	80	100	150	340
Jewellery	0	10	370	210	40	20
Silversmithing	740	0	60	80	840	650
Metal crafts	450	560	610	250	450	190
Model Making	0	0	0	20	0	0
Mosaics	90	0	0	0	80	70
Paper crafts	210	10	60	20	290	290
Textiles	940	480	1,290	1,360	1,360	1,680
Wax crafts	0	0	20	0	0	0
Wood crafts	120	0	50	90	40	230
Animation	40	20	20	10	10	20
All craft learners	20,550	15,110	11,830	4,770	8,540	12,220

### Learners by level

	2007/08	2008/09	2009/10	2010/11	2011/12	2012/13
Entry Level & Level 1	7,290	7,060	6,760	3,930	3,960	6,290
Level 2	7,730	6,160	3,720	600	1,440	2,250
Level 3	2,660	1,890	1,330	230	450	920
Level 4	10	0	10	10	0	0
Not Applicable	2,870	0	0	0	2,690	1,770
All craft learners	20,550	15,110	11,830	4,770	8,540	12,220

<b>Discipline</b>	<b>Level</b>	<b>2007/08</b>	<b>2008/09</b>	<b>2009/10</b>	<b>2010/11</b>	<b>2011/12</b>	<b>2012/13</b>
Craft	Entry Level & Level 1	6,900	6,660	5,390	2,110	3,370	5,380
	Level 2	7,110	5,470	2,360	200	880	1,780
	Level 3	2,570	1,820	1,070	100	240	350
	Level 4	10	0	10	10	0	0
	Not Applicable	930	0	0	0	770	1,180
<b>Craft Total</b>		<b>17,510</b>	<b>13,940</b>	<b>8,830</b>	<b>2,420</b>	<b>5,260</b>	<b>8,680</b>
Ceramics	Entry Level & Level 1	0	30	110	100	0	60
	Level 2	0	0	90	0	0	0
	Level 3	0	0	10		0	0
	Not Applicable	440	0	0	0	10	0
<b>Ceramics Total</b>		<b>440</b>	<b>30</b>	<b>210</b>	<b>100</b>	<b>10</b>	<b>60</b>
Glass	Entry Level & Level 1	0	20	180	110	0	0
	Level 2		0	30	10	10	0
	Level 3	0	0	30	20	0	0
<b>Glass Total</b>		<b>0</b>	<b>20</b>	<b>240</b>	<b>130</b>	<b>10</b>	<b>0</b>
Furniture	Entry Level & Level 1	0	0	10	90	60	90
	Level 2	20	30	60	20	30	130
	Level 3	10	10	10	0	70	120
<b>Furniture Total</b>		<b>30</b>	<b>30</b>	<b>80</b>	<b>100</b>	<b>150</b>	<b>340</b>
Jewellery	Entry Level & Level 1	0	0	250	190	40	20
	Level 2	0	10	90	20	10	0
	Level 3	0	0	20	0	0	0
<b>Jewellery Total</b>		<b>0</b>	<b>10</b>	<b>370</b>	<b>210</b>	<b>40</b>	<b>20</b>
Silversmithing	Entry Level & Level 1	0	0	50	80	20	0
	Level 2	0	0	10	0	0	0
	Not Applicable	740	0	0	0	820	650
<b>Silversmithing Total</b>		<b>740</b>	<b>0</b>	<b>60</b>	<b>80</b>	<b>840</b>	<b>650</b>
Metal crafts	Entry Level & Level 1	50	90	50	40	110	50
	Level 2	400	470	530	200	320	50
	Level 3	0	0	30	10	20	90
<b>Metal crafts Total</b>		<b>450</b>	<b>560</b>	<b>610</b>	<b>250</b>	<b>450</b>	<b>190</b>
Model Making	Entry Level & Level 1	0	0	0	20	0	0
<b>Model Making Total</b>		<b>0</b>	<b>0</b>	<b>0</b>	<b>20</b>	<b>0</b>	<b>0</b>
Mosaics	Not Applicable	90	0	0	0	80	70
<b>Mosaics Total</b>		<b>90</b>	<b>0</b>	<b>0</b>	<b>0</b>	<b>80</b>	<b>70</b>
Paper crafts	Entry Level & Level 1	0	0	30	20	0	0
	Level 2	0	0	20	0	0	0
	Level 3	20	10	0	0	0	0
	Not Applicable	190	0	0	0	290	290
<b>Paper crafts Total</b>		<b>210</b>	<b>10</b>	<b>60</b>	<b>20</b>	<b>290</b>	<b>290</b>
Textiles	Entry Level & Level 1	250	270	610	1,100	360	480
	Level 2	160	160	510	150	160	280
	Level 3	50	60	170	110	110	340
	Not Applicable	480	0	0	0	730	570
<b>Textiles Total</b>		<b>940</b>	<b>480</b>	<b>1,290</b>	<b>1,360</b>	<b>1,360</b>	<b>1,680</b>
Toys and Instruments	Entry Level & Level 1	0	0	0	0	0	0
<b>Toys and Instruments Total</b>		<b>0</b>	<b>0</b>	<b>0</b>	<b>0</b>	<b>0</b>	<b>0</b>
Wax crafts	Entry Level & Level 1	0	0	20	0	0	0
<b>Wax crafts Total</b>		<b>0</b>	<b>0</b>	<b>20</b>	<b>0</b>	<b>0</b>	<b>0</b>
Wood crafts	Entry Level & Level 1	110	0	50	80	20	210
	Level 2	0		0	0	30	20

	Level 3	10	0	0	0	0
Wood crafts Total		120	0	50	90	230
Animation	Level 2	40	20	20	10	10
	Level 3	0	0	0	0	10
Animation Total		40	20	20	10	20

*Craft learners by planned guided learning hours (glh)*

	2007/08	2008/09	2009/10	2010/11	2011/12	2012/13
Less than 30	250	190	10	0	70	0
30-49	2,880	230	1,340	390	3,250	2,940
50-99	10,740	330	8,200	3,780	3,700	7,960
100-299	6,150	13,950	1,580	410	1,110	1,160
300-449	370	360	590	130	160	40
450-749	80	50	120	60	250	110
750 or more	100	0	0	0	0	0
All craft learners	20,550	15,110	11,830	4,770	8,540	12,220



## Adult participation in employer-related FE

Source: Skills Funding Agency, Individualised Learner Record 2008/09-2010/11 / Single Individualised Learner Record 2011/12-2012/13

### Participation in craft

	2007/08	2008/09	2009/10	2010/11	2011/12	2012/13
All craft learners	470	840	370	230	650	890

### Learners by category

	2007/08	2008/09	2009/10	2010/11	2011/12	2012/13
Core	390	550	210	120	270	450
Borderline core	70	120	110	40	130	80
Complementary	0	160	50	70	230	360
Borderline complementary	10	10	10	10	20	10
All craft learners	470	840	370	230	650	890

### Learners by discipline

	2007/08	2008/09	2009/10	2010/11	2011/12	2012/13
Craft	0	0	0	0	80	40
Furniture	440	650	310	140	310	510
Metal crafts	0	0	0	0	0	30
Textiles	30	30	10	60	200	120
Wood crafts	0	160	50	30	50	200
All craft learners	470	840	370	230	650	890

### Learners by level

	2007/08	2008/09	2009/10	2010/11	2011/12	2012/13
Entry Level & Level 1	0	0	0	0	80	100
Level 2	380	670	230	120	320	520
Level 3	80	170	140	120	250	270
All craft learners	470	840	370	230	650	890

Discipline	Level	2007/08	2008/09	2009/10	2010/11	2011/12	2012/13
Craft	Entry Level & Level 1	0	0	0	0	80	20
	Level 2	0	0	0	0	10	20
Craft Total		0	0	0	0	80	40
Furniture	Level 2	360	520	190	80	170	330
	Level 3	70	130	120	60	150	180
Furniture Total		440	650	310	140	310	510

Metal crafts	Level 2	0	0	0	0	0	30
Metal crafts Total		0	0	0	0	0	30
Textiles	Entry Level & Level 1	0	0	0	0	0	~
	Level 2	20	30	10	20	120	30
	Level 3	10	10	10	30	90	80
Textiles Total		30	30	10	60	200	120
Wood crafts	Entry Level & Level 1	0	0	0	0	0	80
	Level 2	0	120	30	10	40	110
	Level 3	0	40	10	20	20	20
Wood crafts Total		0	160	50	30	50	200

*Learners by planned guided learning hours (glh)*

	2007/08	2008/09	2009/10	2010/11	2011/12	2012/13
Less than 30	20	20	10	10	10	0
30-49	0	0	0	0	0	0
50-99	0	0	0	0	80	0
100-299	440	820	360	200	400	360
300-449	0	0	0	30	120	370
450-749	0	0	0	0	50	170
All craft learners	470	840	370	230	650	890

## Undergraduate HE participation

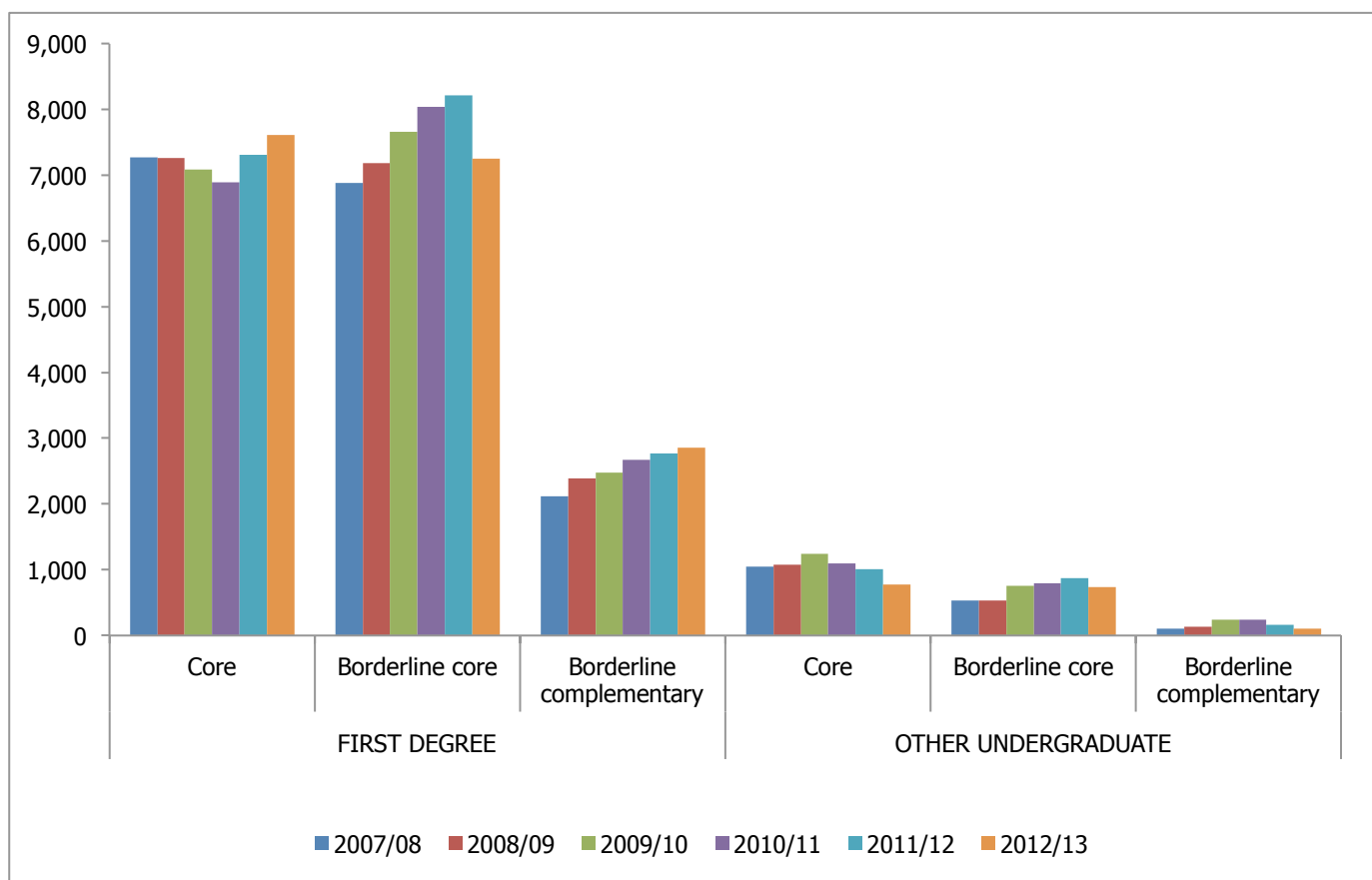
Source: HESA, Student Record 2007/08-2012/13

### All craft learners

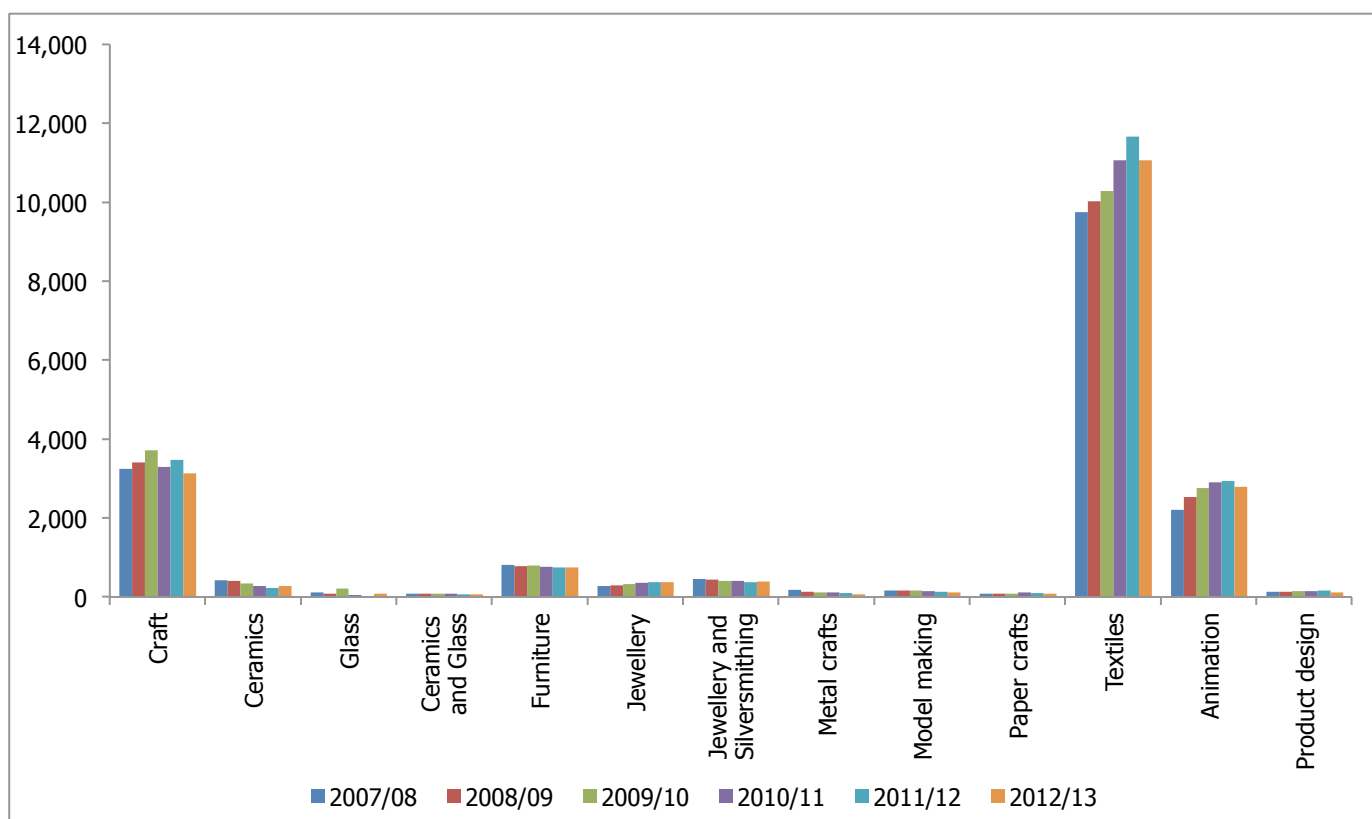
Qualification type	2007/08	2008/09	2009/10	2010/11	2011/12	2012/13
First degree	16,270	16,840	17,230	17,600	18,300	17,710
Other undergraduate	1,670	1,740	2,240	2,130	2,040	1,620
All craft learners	17,940	18,570	19,470	19,720	20,340	19,330

### Craft learners by category

Qualification type	Category	2007/08	2008/09	2009/10	2010/11	2011/12	2012/13
First degree	Core	7,270	7,260	7,090	6,890	7,310	7,610
	Borderline core	6,880	7,190	7,660	8,040	8,220	7,250
	Borderline complementary	2,120	2,390	2,480	2,670	2,770	2,860
First degree Total		16,270	16,840	17,230	17,600	18,300	17,710
Other undergraduate	Core	1,050	1,080	1,240	1,100	1,010	780
	Borderline core	530	530	760	800	870	740
	Borderline complementary	100	130	240	240	160	100
Other undergraduate Total		1,670	1,740	2,240	2,130	2,040	1,620



Qualification type	Category	2007/08	2008/09	2009/10	2010/11	2011/12	2012/13
First degree	Craft	2,950	3,010	3,190	2,900	3,040	2,750
	Ceramics	360	310	260	190	150	200
	Glass	60	50	50	20	10	50
	Ceramics and Glass	80	90	90	90	70	60
	Furniture	690	640	650	640	620	610
	Jewellery	250	270	300	350	360	380
	Silversmithing	0	~	~	0	0	0
	Jewellery and Silversmithing	280	270	280	270	280	320
	Metal crafts	150	120	110	110	100	60
	Model making	170	170	170	150	130	110
	Paper crafts	80	70	80	90	80	70
	Textiles	8,930	9,280	9,370	9,960	10,520	10,270
	Animation	2,130	2,410	2,520	2,690	2,790	2,720
Product design	140	140	150	150	160	110	
<b>First degree Total</b>		<b>16,270</b>	<b>16,840</b>	<b>17,230</b>	<b>17,600</b>	<b>18,300</b>	<b>17,710</b>
Other undergraduate	Craft	300	400	520	400	440	380
	Ceramics	70	100	90	90	80	80
	Glass	50	30	160	30	0	30
	Furniture	120	140	150	120	130	140
	Jewellery	30	20	20	10	10	0
	Jewellery and Silversmithing	170	170	130	130	90	70
	Metal crafts	30	20	10	10	0	0
	Paper crafts	10	10	0	20	20	10
	Textiles	820	740	910	1,100	1,140	800
	Wood Crafts						50
	Animation	80	120	240	220	140	70
<b>Other undergraduate Total</b>		<b>1,670</b>	<b>1,740</b>	<b>2,240</b>	<b>2,130</b>	<b>2,040</b>	<b>1,620</b>



## Postgraduate HE participation

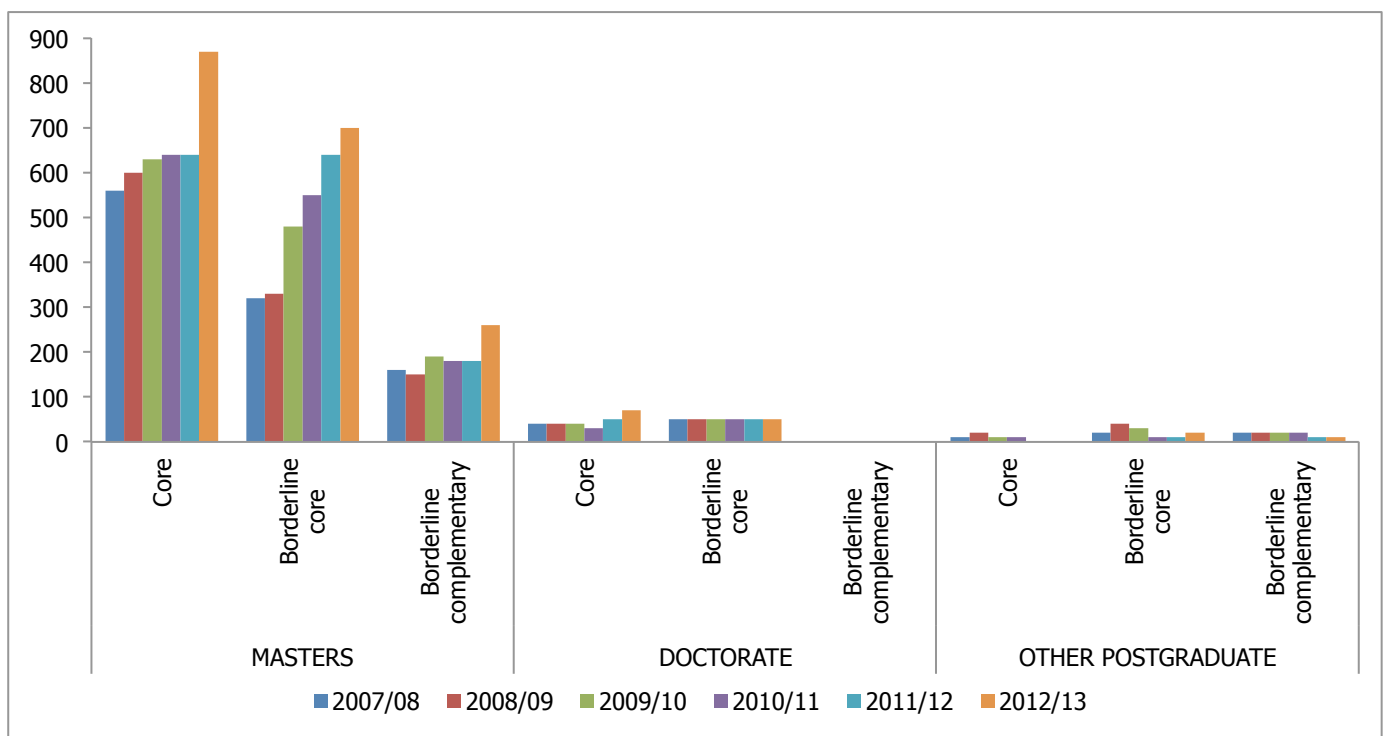
Source: HESA, Student Record 2007/08-2012/13

### All craft learners

Qualification type	2007/08	2008/09	2009/10	2010/11	2011/12	2012/13
Masters	1,040	1,080	1,290	1,370	1,460	1,820
Doctorate	90	90	90	80	100	120
Other postgraduate	50	80	60	50	20	30
All craft learners	1,180	1,240	1,440	1,490	1,580	1,970

### by category

Qualification type	Category	2007/08	2008/09	2009/10	2010/11	2011/12	2012/13
Masters	Core	560	600	630	640	640	870
	Borderline core	320	330	480	550	640	700
	Borderline complementary	160	150	190	180	180	260
Masters Total		1,040	1,080	1,290	1,370	1,460	1,820
Doctorate	Core	40	40	40	30	50	70
	Borderline core	50	50	50	50	50	50
	Borderline complementary	0	0	0	~	~	0
Doctorate Total		90	90	90	80	100	120
Other postgraduate	Core	10	20	10	10	0	0
	Borderline core	20	40	30	10	10	20
	Borderline complementary	20	20	20	20	10	10
Other postgraduate Total		50	80	60	50	20	30



<b>Qualification type</b>	<b>Discipline</b>	<b>2007/08</b>	<b>2008/09</b>	<b>2009/10</b>	<b>2010/11</b>	<b>2011/12</b>	<b>2012/13</b>
Masters	Craft	190	200	360	400	420	540
	Ceramics	60	60	60	50	70	90
	Glass	20	20	10	10	20	30
	Ceramics and Glass	40	50	50	50	50	50
	Furniture	40	20	20	30	30	40
	Jewellery	20	30	40	30	30	30
	Silversmithing	0	0	0	~	0	0
	Jewellery and Silversmithing	20	20	20	40	40	30
	Metal crafts	50	50	50	50	50	60
	Model making	10	0	0	0	0	0
	Paper crafts	20	10	10	10	20	0
	Textiles	430	470	490	520	560	710
	Toys and Instruments	~	~	~	0	0	0
	Animation	160	150	190	180	180	260
Product design	~	0	~	0	0	0	
<b>Masters Total</b>		<b>1,060</b>	<b>1,080</b>	<b>1,300</b>	<b>1,370</b>	<b>1,470</b>	<b>1,820</b>
Doctorate	Craft	50	60	50	40	50	60
	Ceramics	~	10	0	10	0	10
	Glass						0
	Ceramics and Glass	~	10	10	10	30	20
	Furniture	~	0	0	0	0	0
	Metal crafts	~	~	~	~	0	0
	Textiles	30	20	20	20	20	30
<b>Masters Total</b>		<b>80</b>	<b>100</b>	<b>80</b>	<b>80</b>	<b>100</b>	<b>120</b>
Other postgraduate	Craft	20	40	30	10	10	20
	Ceramics	0	~	0	0	0	0
	Glass	10	20	10	10	0	0
	Textiles	20	20	20	20	10	10
<b>Other postgraduate Total</b>		<b>50</b>	<b>80</b>	<b>60</b>	<b>40</b>	<b>20</b>	<b>30</b>

## Participation in Community Learning

Source: Skills Funding Agency, Individualised Learner Record 2008/09-2010/11 / Single Individualised Learner Record 2011/12-2012/13

### All craft learners

	2007/08	2008/09	2009/10	2010/11	2011/12	2012/13
All craft learners	150,890	235,080	248,800	236,060	231,570	227,690
All learners	709,200	755,000	752,800	699,400	599,030	609,300

### Learners by category

	2007/08	2008/09	2009/10	2010/11	2011/12	2012/13
Core	150,890	235,020	248,710	236,030	231,560	227,690
Borderline core	0	20	60	0	~	~
Complementary	0	40	30	20	10	0
Borderline complement	0	0	0	10	~	0
All craft learners	150,890	235,080	248,800	236,060	231,570	227,690

### Learners by discipline

	2007/08	2008/09	2009/10	2010/11	2011/12	2012/13
Craft	150,860	234,990	248,580	235,850	231,540	227,690
Ceramics	0	50	40	40	10	0
Glass	0	0	0	10	0	0
Jewellery	0	0	10	20	0	0
Model Making	0	20	10	0	0	0
Paper crafts	0	0	0	10	0	0
Textiles	40	30	160	140	30	~
All craft learners	150,890	235,080	248,800	236,060	231,570	227,690

### Learners by level

	2007/08	2008/09	2009/10	2010/11	2011/12	2012/13
Entry Level & Level 1	10	60	220	110	0	10
Level 2	40	40	70	150	240	140
Level 3	0	10	40	30	10	10
Not Applicable	150,840	234,980	248,480	235,780	231,330	227,530
All craft learners	150,890	235,080	248,800	236,060	231,570	227,690